



# NOVO

Building Products



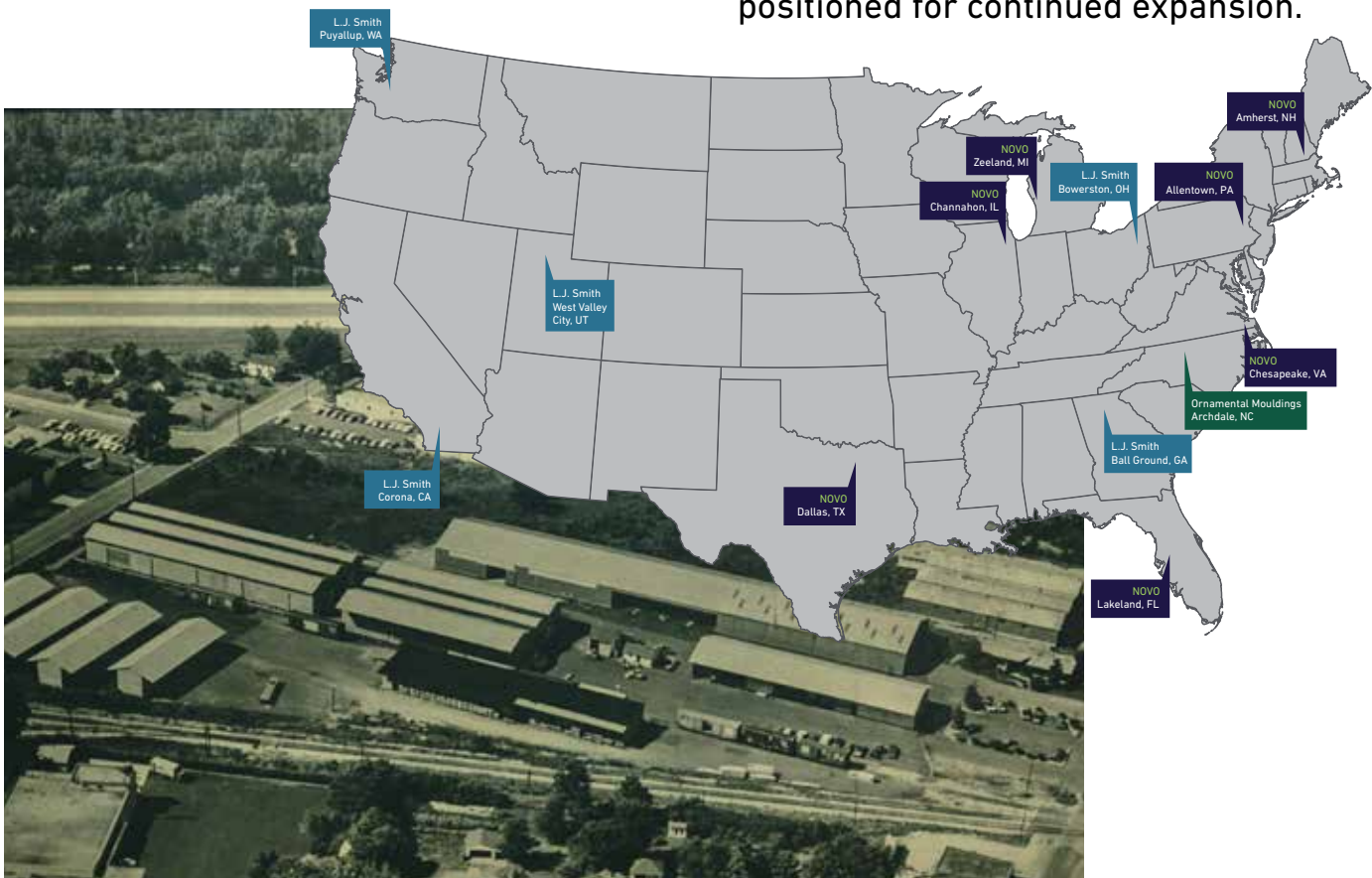
**MOULDINGS | SHEET GOODS | BOARDS | EXTERIOR MILLWORK**  
**CHESAPEAKE DISTRIBUTION CENTER**

# our STORY

## DEEP ROOTS. HIGH STANDARDS. BRIGHT FUTURE.

Founded in 1946, Novo Building Products (previously known as Empire Moulding & Millwork) has grown into one of the largest millwork distribution and manufacturing

companies in the United States. With a geographic footprint that touches the majority of the eastern half of the United States, Novo Building Products is positioned for continued expansion.



our

# FAMILY

**NOVO BUILDING PRODUCTS IS PROUD TO BE PART OF THE ADENTRA FAMILY.**



Novo Building Products is an industry leading manufacturer and distributor of mouldings, stair parts, doors, and specialty building products. We serve building material dealers (lumberyards), door shops, retail home centers, and millwork manufacturing partners throughout the United States and parts of Canada and Mexico.

Learn more at [NOVOBP.COM](http://NOVOBP.COM).

ADENTRA is one of North America's largest distributors of architectural-grade building and millwork products to the residential and commercial construction industries. Adentra currently operates a network of 86 distribution and fabrication facilities in North America consisting of five industry leading distribution brands: Hardwoods Specialty Products, Mid-Am Supply, Frank Paxton Lumber Company, Rugby Architectural Building Products, and Novo Building Products.

Learn more at [ADENTRAgroup.com](http://ADENTRAgroup.com).



# Table of Contents

NOVO PRO-PORTAL		STOPS   MULLIONS.....	25
ONLINE ORDERING INFORMATION.....	5	STOOLS.....	26
INSPIRATION.....	6-13	PANEL MOULD.....	26
DECORATIVE MOULDING		CHAIR RAIL   BACKER.....	26
ACCESSORIES.....	14-15	WAINSCOTING   SHIPLAP.....	27
BUILD-UPS.....	16	BASE CAP.....	28
CUSTOM MANUFACTURING.....	17	BASE.....	28-30
BOARDS.....	18	CROWN.....	31-33
SHEET GOODS.....	19-21	GENERAL PURPOSE   MISC.....	34-35
BACK BANDS.....	22	PVC MOULDING.....	36-37
CASING.....	22-23	MOULDING INDEX.....	38
DOOR JAMBS   FRAMES.....	24	QUALITY PRODUCTS.....	39
WINDOW & DOOR MISC.....	25		

## General Information

### Species Definitions

DFIR.....	Doug Fir
DOUBLE PRIMED (FJDPD).....	Finger Joint Primed Pine (Double Pass)
MAPLE.....	Maple
MAPLS.....	Maple Boards
MDF (FBDPM).....	Primed MDF Fiber Board
OAK (OAKSL).....	Red Oak
OAKBD.....	Oak Board
PINE.....	Pine
PINEV.....	Pine Veneer
SPINE.....	Southern Yellow Pine
PRIMED (FJPM).....	Finger Joint Primed Pine
POPLAR (POPLR).....	Poplar
POPBD.....	Poplar Board
POPFP.....	Poplar Finger Joint Primed
VNLVL.....	Vinyl Wrapped Wood
WHITE.....	PVC Vinyl

**Finger-Jointed Moulding** from our quality suppliers is precision milled using advanced technology in a wide selection of profiles. The advanced manufacturing methods and the wood's superior moulding characteristics result in long lengths and very few defects.

- All products should be inspected for manufacturing defects prior to painting or installing.
- Please store horizontally and off the floor, and let acclimate 72 hours prior to installation.
- Install with 15-18ga pin nails with proper air pressure to counter sink fastener 1/16".
- Use light weight spackle and paintable latex caulk when filling and sand with 80-120 grit paper.
- Finish with a good quality latex paint applied following the manufacturer's specifications.
- Manufacturing guidelines encompass tolerances of up to 1/32 inch.

**MDF** from our quality suppliers is light-weight and manufactured using eco-friendly standards. The superior workability of our MDF mouldings offers an ease of cutting, mitering and finishing, making it excellent for any size job. The combination of light-weight substrate, consistent easy-to-paint surface and long lengths, result in superior workmanship and a streamlined final finishing process.

- All products should be inspected for manufacturing defects prior to painting or installing.
- Please store horizontally and off the floor, and let acclimate 72 hours prior to installation.
- Install with 15-18ga pin nails with air pressure set 90-110psi to counter sink fastener 1/16".
- Use light weight spackle and paintable latex caulk when filling and sand with 80 grit paper.
- Finish with a good quality latex paint applied following the manufacturer's specifications.



## NOVO Building Products is proud to offer a brand new efficient self-service online portal.



Full access to stocked product pricing



Easily place orders on any desktop or mobile device

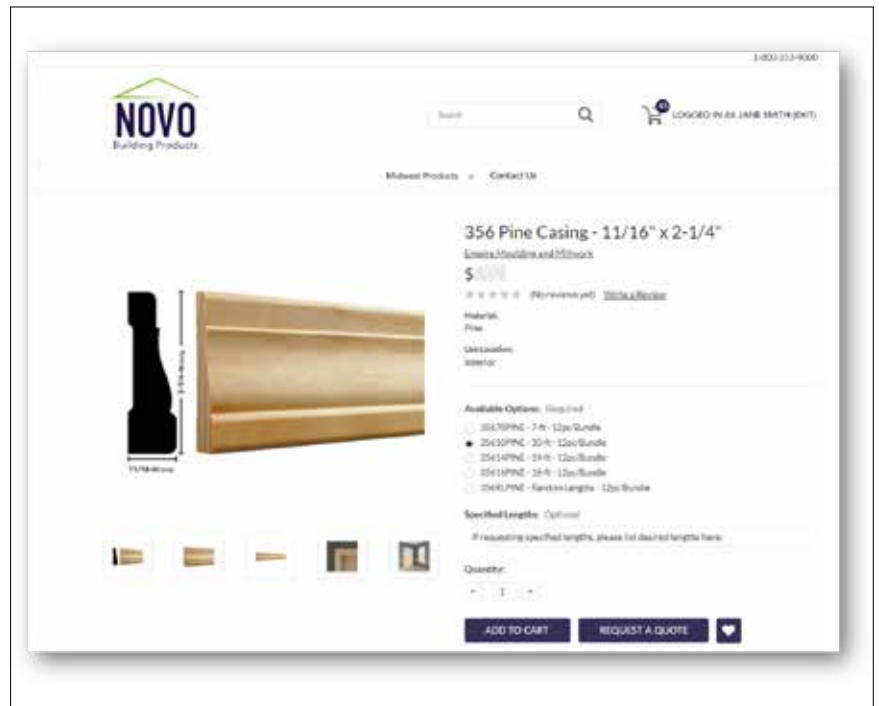


Receive order status update



Follow the steps below to sign up today!

1. Locate your Customer Code from the "Ship To" line on your order acknowledgment.
2. Navigate to NOVOBP.com. Go to SIGN IN. Select "Create An Account".
3. Fill in all fields marked with "Required" and select "Create Account".
4. Allow 1 business day for account verification, and then explore the new online portal!



Style is individual, personal, and unique.  
Make your room a reflection of you...

# DISTINGUISH YOUR STYLE






The mouldings listed may not be as shown in the image but are represented to achieve a similar style or look: **N 45** Crown | **L514** Base used for valence | **DC97** Casing | **163** Base Cap used for panel moulds | **L 163E** Base

## Traditional

*Ranch, Classic, Colonial, Early American, Inviting & Timeless...*

Traditional Mouldings enhance any home style from Midwestern, Early American to Coastal. They blend perfectly with the classic style furnishing and timeless building materials of today. NOVO has a vast selection of traditional style mouldings to match and enhance your own unique style.



**N 45**  
11/16 x 5-1/4



**DC97**  
**CASING**  
1 x 3-1/2



**163**  
**BASE CAP**  
11/16 x 1-3/8



**L 163E**  
**BASE**  
9/16 x 5-1/4



**L514**  
**BASE**  
9/16 x 5-1/4

PROFILES SHOWN ARE NOT TO SCALE.

**⚠ WARNING:** Drilling, sawing, sanding or machining wood products can expose you to wood dust, a substance known to the State of California to cause cancer. Avoid inhaling wood dust or use a dust mask or other safeguards for personal protection. For more information go to [www.P65Warnings.ca.gov/wood](http://www.P65Warnings.ca.gov/wood)

NOVOBP.COM | 800.253.9000




The mouldings listed may not be as shown in the image but are represented to achieve a similar style or look:

**432 Casing** | Architrave: **1X6 S4S** + **L 254 Shoe** (x2) | Apron: **432 Casing** + **886 Stop**  
 Base Buildup **E 714 Base** + **L 414 Base** + **L 254 Shoe**

## Contemporary

*Eclectic, Artistic, Avant-Garde. Full of life, culture, color, texture, unique and found objects, natural and man made materials...*

At its core, the word "contemporary" means "of the moment". Sleek & thoughtful, contemporary design spaces often feature a mixture of both straight and elegantly curved lines, which can be seen as a slight nod to this style's art deco roots. Today, the look is defined by curved lines, and embraces minimalistic elements highlighting grays, beiges and shades of white. Although the contemporary trend changes with time, the basic cutting edge simplicity and idealism remains as unique as your vision.







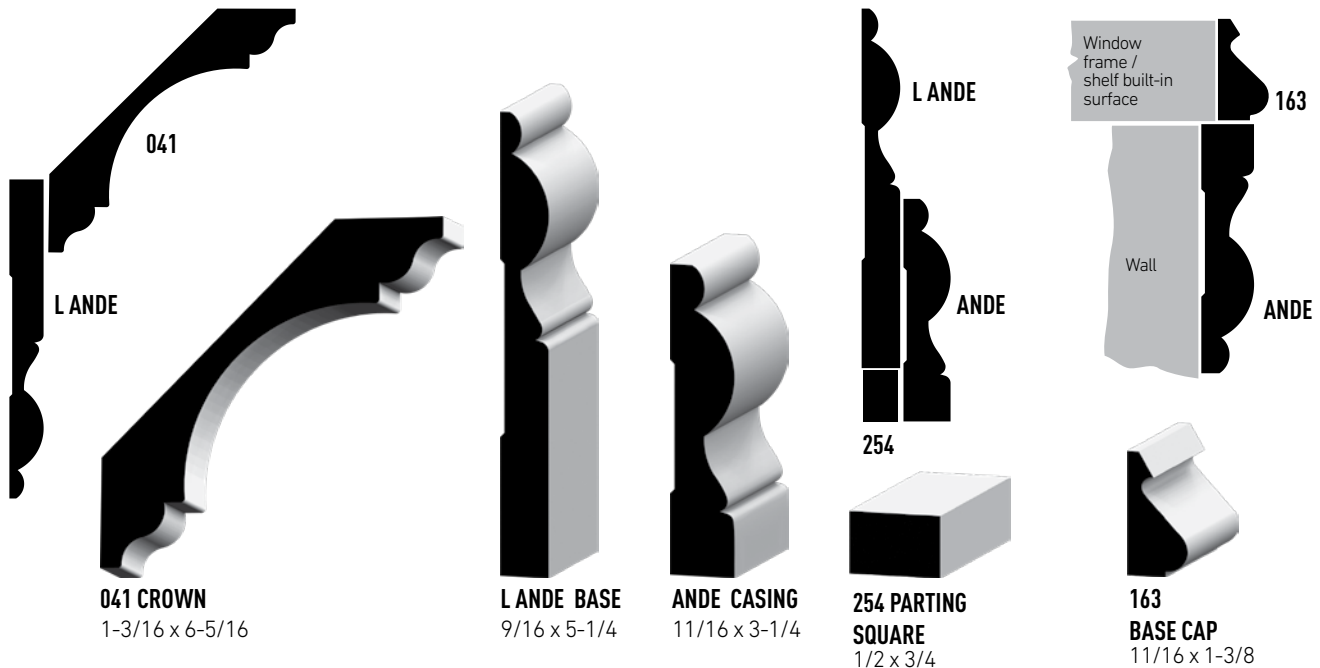
The mouldings listed may not be as shown in the image but are represented to achieve a similar style or look:

Crown Buildup: **041** Crown / **LANDE** Base  
 Shelf Rail/Chair Buildup: **ANDE** Casing / **163** Base Cap  
 Base Buildup: **LANDE** Base / **254** Parting / **ANDE** Casing

## Victorian

*Glamorous, Ornate, Art Deco, Baroque, Southern Plantation, Colonial Estate...*

Victorian Mouldings hearken to the richness of old world artisan builders, craftsman and clothiers that regarded every part of their work a piece of art. It is a style that can transform the bland into a bold statement of line and form. Ornate mouldings can be combined to restore a great Painted Lady or add a subtle flair and richness to add glamour to any room in your home.



PROFILES SHOWN ARE NOT TO SCALE.

**WARNING:** Drilling, sawing, sanding or machining wood products can expose you to wood dust, a substance known to the State of California to cause cancer. Avoid inhaling wood dust or use a dust mask or other safeguards for personal protection. For more information go to [www.P65Warnings.ca.gov/wood](http://www.P65Warnings.ca.gov/wood)



The mouldings listed may not be as shown in the image but are represented to achieve a similar style or look:

**E 412** Casing w/**281** Back Band Casing | **750 W** Base **L 254** Shoe  
**1X6** Primed board used to trim out between windows.  
**SL16** Shiplap | **5 BEAM 8 ORRMP 5x5** Faux Beam

## Farmhouse

*Farm and Cottage, Rustic and Finished, Handcrafted and Milled, Natural and Painted Woods, Sturdy Beams and Headers. Livable luxury — frontier simplicity... work... restore...*


Classic, elegant and comfortable, the modern farmhouse decorating is rooted in rustic country charm peppered with warm minimalism. Striking just the right balance of pastoral and refined, modern farmhouse decor emphasizes comfort and casual living with contemporary sensibilities reflective of today's times. NOVO stocks a wide variety of hardwood and primed mouldings, boards, and wall panels from wainscoting, bead-board to shiplap; combined with faux beams from Ornamental Mouldings you can create warm and inviting spaces, from cozy to dramatic and inviting, for any family gathering.



**SL16**  
**NICKEL GAP SHIPLAP**  
 5/8 x 5-1/2



**1X6 BOARD** Primed board used to trim out between windows.



**281 BACKBAND**  
 11/16 x 1-1/8




**E 412 E2E CASING**  
 11/16 x 3-1/2



**750 W BASE**  
 9/16 x 5-1/4



**5 BEAM 8 ORRMP**  
 Rustic Maple Beam



**L 254 CRAFTSMAN SHOE**  
 7/16 x 3/4

PROFILES SHOWN ARE NOT TO SCALE.




The mouldings listed may not be as shown in the image but are represented to achieve a similar style or look:

**505 Crown** | **L 432 E1E** Casing w/**281** Back Band | **L 414 E1E** Base | **L 254** Shoe  
**SA612** Architrave | **5 BEAM 8 ORRMP** 5x5 Faux Beam

## Craftsman

*Line & Structure, Handcrafted, Architectural, Artisan Craftsman, Modern-Farmhouse, Western Ranch...*

Craftsman homes are full of endless detail and character, known for their natural materials, cozy interiors, and wide porches. Patterns and lines show the Arts & Crafts Architectural style through the use of natural woods combined with simple paint schemes. Wainscoting or beadboard detailing, and decorated ceilings with beams will help to give your home that warm feeling.




PROFILES SHOWN ARE NOT TO SCALE.


**⚠ WARNING:** Drilling, sawing, sanding or machining wood products can expose you to wood dust, a substance known to the State of California to cause cancer. Avoid inhaling wood dust or use a dust mask or other safeguards for personal protection. For more information go to [www.P65Warnings.ca.gov/wood](http://www.P65Warnings.ca.gov/wood)

# Craftsman | Sleek, Modern, Simple

## Crown



**C R291**  
3/4 x 5-1/4  
MDF



**505**  
1 x 7  
MDF

## Base



**L 414 E1E**  
9/16 x 4-1/4  
PRIMED



**L514 BASE**  
9/16 x 5-1/4  
PRIMED



**512E E1E**  
(12mm) 1/2 x 5-1/2  
MDF



**L 512 E1E**  
9/16 x 5-1/2  
PRIMED




**714E E1E**  
1/2 x 7-1/4  
FBDPM

PROFILES SHOWN ARE NOT TO SCALE.

# Craftsman

## Shoe



**L 254 CRAFTSMAN SHOE**  
7/16 x 3/4  
PRIMED (16' ONLY)



Achieve a similar look using: **505 Crown** | **SA612 Architrave**  
**L 412 E1E Casing** | **L 514 Base** | **L 254 Shoe**

## Casing



**452**  
11/16 x 2-1/2  
PRIMED



**472**  
9/16 x 2-1/2  
PRIMED



**L 432 E1E**  
9/16 x 3-1/2  
PRIMED



**432 E2E**  
9/16 x 3-1/2  
PRIMED



**L 412 E1E**  
11/16 x 3-1/2  
PRIMED



**E 412 E2E**  
11/16 x 3-1/2  
PRIMED

## Architrave



**SA612 ARCHITRAVE**  
1-1/2 x 6-1/2  
MDF

PROFILES SHOWN ARE NOT TO SCALE.

**⚠️ WARNING:** Drilling, sawing, sanding or machining wood products can expose you to wood dust, a substance known to the State of California to cause cancer. Avoid inhaling wood dust or use a dust mask or other safeguards for personal protection. For more information go to [www.P65Warnings.ca.gov/wood](http://www.P65Warnings.ca.gov/wood)

# Decorative Accessories

## ORNAMENTAL

DECORATIVE MILLWORK

A NOVO Building Products Company

Expressing a style comes easier and has greater impact when your choices—from ceiling to floor—are all unified. For nearly 100 years, Ornamental Mouldings has been providing distinctive, high-quality millwork to make entire living spaces more beautiful. Our decorative accessory styles inspired by tradition and shaped by the latest trends complement one another for unmatched selection, all in one place.

### Mantels and Floating Shelves

Whenever people enter a room, their eyes instantly take stock of the space. Reward their gaze with our Mantels and Floating Shelves, which marry function with details that convey a discerning sensibility.



Pattern	Product	H	D	L	Species
5 Ft. Mantel	<b>5WM ORRMP</b>	5	7	60	Rustic Maple
6 Ft. Mantel	<b>6WM ORRMP</b>	5	7	72	



Pattern	Product	H	D	L	Species
5 Ft. Mantel with insert	<b>B 5WM 01 ORRMP</b>	5	7	60	Rustic Maple with Aspen Insert
6 Ft. Mantel with insert	<b>B 6WM 01 ORRMP</b>	5	7	72	



Pattern	Product	H	D	L	Species
5 Ft. Mantel	<b>CLAS 5 OROAK</b>	3 3/4	7 3/4	60	Oak
6 Ft. Mantel	<b>CLAS 6 OROAK</b>	3 3/4	7 3/4	72	

All measurements are in inches. Some items may be special order. Please call for details.



Farmhouse | **5 BEAM 8 ORRMP, 5WM ORRMP** | Mantel and Beams




## Wood Beams


Practical elements like ceiling beams and wooden stairs are prime places for expressing your style. Our Wood Beams and Decorative Stair Parts give you the tools to achieve drama or convey delicate detailing.



Pattern	Product	H	W	L	Species
Wood beam	<b>5 BEAM 8 ORRMP</b>	5	5	96	Rustic Maple
5 inch metal beamband/bracket	<b>5 BRKT 5 METAL</b>	5 <sup>17</sup> / <sub>64</sub>	1 1/2	6 <sup>5</sup> / <sub>16</sub>	Metal



Pattern	Product	H	W	T	Species
Primed reversible decorative stair riser	<b>PD001MD742PRIM</b>	7 1/2	42	11/32	MDF
	<b>PD001MD748PRIM</b>	7 1/2	48	11/32	MDF



Pattern	Product	H	W	T	Species
Primed reversible decorative oak stair riser	<b>PD002OAK742PRIM1</b>	7 1/2	42	11/32	Oak/Prime
	<b>PD002OAK748PRIM1</b>	7 1/2	48	11/32	Oak/Prime




All measurements are in inches. Some items may be special order. Please call for details.

**WARNING:** Drilling, sawing, sanding or machining wood products can expose you to wood dust, a substance known to the State of California to cause cancer. Avoid inhaling wood dust or use a dust mask or other safeguards for personal protection. For more information go to [www.P65Warnings.ca.gov/wood](http://www.P65Warnings.ca.gov/wood)

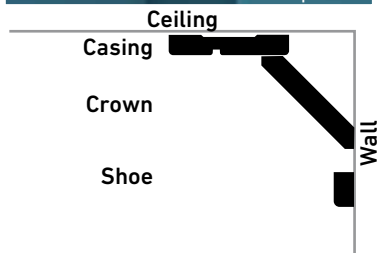
# Build-Ups

## Combine moulding patterns to create a unique home style.

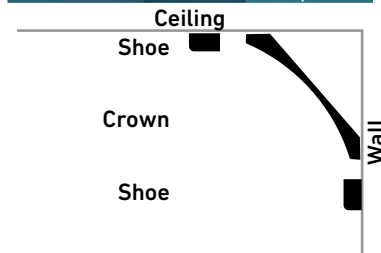
- Combine crowns, bases, casing, panel moulds, shoe or quarter rounds and more, to create detail, line and pattern.
- Use boards or square stock to build up depth.
- Combine square and eased edges to create richer detail.
- Use moulding with the same style families for a harmonious feel.
- Create completely unique build-ups to fit your own style.



Build-Up Option



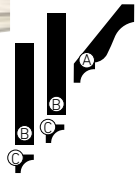
Build-Up Option



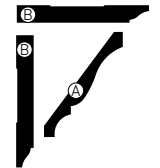
## Crown



- Ⓐ Crown
- Ⓑ S4S
- Ⓒ Cove



- Ⓐ Crown
- Ⓑ Base



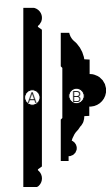
## Chair Rail



- Ⓐ Cove
- Ⓑ S4S
- Ⓒ Chair Rail



- Ⓐ Chair Rail Backer
- Ⓑ Chair Rail



## Casing



- Ⓐ Stop
- Ⓑ Casing
- Ⓒ Cove



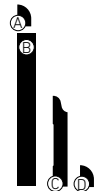
- Ⓐ Cove
- Ⓑ Casing
- Ⓒ Shoe



## Base



- Ⓐ Shoe
- Ⓑ S4S
- Ⓒ Base
- Ⓓ Quarter Round



- Ⓐ Cap
- Ⓑ S4S
- Ⓒ Quarter Round





# Custom Manufacturing on DEMAND by ORNAMENTAL DECORATIVE MILLWORK



**Quality custom and short run moulding orders with quick turn around!**

Custom Manufacturing  
on DEMAND

## Specs

- 6-16 ft. lengths (random / clear) - Prime available up to 12 ft.
- Profile max = 11-3/4" width
- Minimum run = 3,000 ft. (less than charge can be applied)
- Unique capabilities: rope, dentil, emboss, carving

## Material

- Poplar
- Solid Pine
- Red Oak
- White Oak
- Alder
- Cypress
- Soft Maple
- Hard Maple
- Ambrosia "Rustic" Maple
- Others available upon request and subject to availability

## Timing

- 2-3 days for cost quote and estimated lead time
- Moulding sample or CAD drawing required
- Please contact your Sales Representative



**Made in the USA**

# ORNAMENTAL

DECORATIVE MILLWORK

A NOVO Building Products Company

Visit [NOVOBP.COM](http://NOVOBP.COM)  
to order NOVO  
Building Products  
online



# Boards



## Wood Boards

<b>1X2</b>	23/32 x 1-1/2	<b>FINGER JOINT PRIMED</b>
<b>1X4</b>	17mm x 3-1/2	<b>MDF</b>
	23/32 x 3-1/2	<b>FINGER JOINT PRIMED</b>
	21/32 x 3-1/2	
	3/4 x 3-1/2	<b>CLEAR RADIATA PINE</b>
<b>1X6</b>	17mm x 5-1/2	<b>MDF</b>
	23/32 x 5-1/2	<b>FINGER JOINT PRIMED</b>
	21/32 x 5-1/2	
	3/4 x 5-1/2	<b>CLEAR RADIATA PINE</b>
<b>1X8</b>	17mm x 7-1/4	<b>MDF</b>
	23/32 x 7-1/4	<b>FINGER JOINT PRIMED</b>
	21/32 x 7-1/4	
	3/4 x 7-1/4	<b>CLEAR RADIATA PINE OAK</b>
<b>1X10</b>	17mm x 9-1/4	<b>MDF</b>
	23/32 x 9-1/4	<b>FINGER JOINT PRIMED</b>
	21/32 x 9-1/2	
	3/4 x 9-1/4	<b>CLEAR RADIATA PINE</b>
<b>1X12</b>	17mm x 11-1/4	<b>MDF</b>
	23/32 x 11-1/4	<b>FINGER JOINT PRIMED</b>
	21/32 x 11-1/4	
	3/4 x 11-1/4	<b>CLEAR RADIATA PINE</b>

## Wood Boards

<b>5/4X4</b>	1-1/16 x 3-1/2	<b>FINGER JOINT PRIMED</b>
<b>5/4X6</b>	1-1/16 x 5-1/2	<b>FINGER JOINT PRIMED</b>
<b>5/4X8</b>	1-1/16 x 7-1/4	<b>FINGER JOINT PRIMED</b>
<b>5/4X10</b>	1-1/16 x 9-1/4	<b>FINGER JOINT PRIMED</b>
<b>5/4X12</b>	1-1/16 x 11-1/4	<b>FINGER JOINT PRIMED</b>





# NOVO

Building Products

HARDWOOD  
PLYWOOD



MEDIUM  
DENSITY  
FIBERBOARD



# NOVO SHEET GOODS PROGRAM

PREMIUM SHEETS FOR HUNDREDS  
OF INTERIOR APPLICATIONS

WIDE SELECTION OF SKU OFFERINGS

DELIVERED ON YOUR NEXT TRUCK ALONG  
WITH YOUR MOULDING AND MILLWORK

NOVOBP.COM | 800.253.9000



## Sheet Goods Premium Hardwood - Plywood

NOVO SKU	SPECIE	THICKNESS (IMPERIAL)	THICKNESS (METRIC)	GRADE	SIZE
<b>BIRCH</b>					
144 8 BCPLY	Domestic Natural WPF	1/4"	N/A	A4	48" x 96"
124 8 BCPLY	Domestic Natural WPF	1/2"	N/A	A1	48" x 96"
344 8 BCPLY	Domestic Natural WPF	3/4"	N/A	A1	48" x 96"
M 524 8 BCPLY	Cabinet Grade White	1/4"	5.2mm	C4	48" x 96"
M 124 8 BCPLY	Cabinet Grade White	1/2"	12mm	C2	48" x 96"
M 184 8 BCPLY	Cabinet Grade White	3/4"	18mm	C2	48" x 96"
<b>OAK</b>					
144 8 OKPLY	Domestic WPF	1/4"	N/A	A4	48" x 96"
124 8 OKPLY	Domestic WPF	1/2"	N/A	A1	48" x 96"
344 8 OKPLY	Domestic WPF	3/4"	N/A	A1	48" x 96"
<b>MAPLE</b>					
T 124 8 MPPLY	White UV 2 sides	1/2" UV2S	N/A	Premium	48" x 96"
T 344 8 MPPLY	White UV 2 sides	3/4" UV2S	N/A	Premium	48" x 96"
344 8 MPPLY	White	3/4"	N/A	Premium	48" x 96"
<b>MERANTI (LAUAN)</b>					
M 274 8 MRPLY	Meranti	1/8"	2.7mm	OVL/BTR	48" x 96"
M 524 8 MRPLY	Meranti	1/4"	5.2mm	OVL/BTR	48" x 96"

🌿 ALL NOVO HARDWOOD PLYWOOD SHEETS MEET OR EXCEED HPVA SPECIFICATIONS

Some products available January 2024. Contact Sales representative for availability and lead time.



## Sheet Goods Medium Density Fiberboard

NOVO SKU	SPECIE	THICKNESS (IMPERIAL)	THICKNESS (METRIC)	GRADE	SIZE
----------	--------	-------------------------	-----------------------	-------	------

FIBERBOARD					
<b>M 554 8 MDPLY</b>	Ultra-Lite MDF	1/4"	5.5mm	N/A	48" x 96"
<b>M 94 8 MDPLY</b>	Ultra-Lite MDF	3/8"	9mm	N/A	48" x 96"
<b>M 124 8 MDPLY</b>	Ultra-Lite MDF	1/2"	12mm	N/A	48" x 96"
<b>M 154 8 MDPLY</b>	Ultra-Lite MDF	5/8"	15mm	N/A	48" x 96"

NOVO SKU	SPECIE	THICKNESS (IMPERIAL)	THICKNESS (METRIC)	GRADE	SIZE
----------	--------	-------------------------	-----------------------	-------	------

MDF RAW - SHELVING					
<b>112 16 MDFRW</b>	Ultra-Lite MDF RAW	11/16"	17mm	N/A	11-1/4" x 192"
<b>116 16 MDFRW</b>	Ultra-Lite MDF RAW	11/16"	17mm	N/A	15-1/4" x 192"
<b>B112 12 MDFRW</b>	Ultra-Lite MDF RAW	11/16"	17mm	N/A	11-1/4" x 144"

🌿 ALL NOVO MDF SHEETS ARE TSCA IV COMPLIANT and CARB APPROVED

Some products available January 2024. Contact Sales representative for availability and lead time.

**⚠️WARNING:** Drilling, sawing, sanding or machining wood products can expose you to wood dust, a substance known to the State of California to cause cancer. Avoid inhaling wood dust or use a dust mask or other safeguards for personal protection. For more information go to [www.P65Warnings.ca.gov/wood](http://www.P65Warnings.ca.gov/wood)

# Back Bands | Casing



**281 BACK BAND**  
11/16 x 1-1/8  
PINE



**356**  
11/16 x 2-1/4  
PINE  
FJBAR  
PRIMED  
(15mm) 19/32 x 2-1/4  
MDF



**351**  
11/16 x 2-1/2  
PINE



**327**  
11/16 x 2-1/4  
PINE  
PRIMED



**452**  
11/16 x 2-1/2  
PRIMED



**472**  
9/16 x 2-1/2  
PRIMED



**L 432 E1E**  
9/16 x 3-1/2  
PRIMED



**432 E2E**  
9/16 x 3-1/2  
PRIMED



**L 412 E1E**  
11/16 x 3-1/2  
PRIMED



**E 412 E2E**  
11/16 x 3-1/2  
PRIMED



**376**  
1 1/16 x 2-1/4  
**PINE**  
**PRIMED**  
(15mm) 19/32 x 2-1/4  
**MDF**



**445**  
1 1/16 x 3-1/4  
**PINE**  
**FJ PINE**  
**PRIMED**  
(15mm) 19/32 x 3-1/4  
**MDF**



**ANDE**  
1 1/16 x 3-1/4  
**PRIMED**



**444**  
1 1/16 x 3-1/2  
**PINE**  
**PRIMED**



**DC97**  
1-1/16 x 3-1/2  
**PRIMED**




**SA612 ARCHITRAVE**  
1-1/2 x 6-1/2  
**MDF**

## CHESAPEAKE IN STOCK FLAT JAMBS

NOVO SKU	LENGTH	SPECIE	DESCRIPTION
4916 68 FJPM	6'8"	Finger Joint Primed Pine	11/16 X 4-9/16 JAMB PAIR 81BD
4916 80 FJPM	8'	Finger Joint Primed Pine	11/16 X 4-9/16 JAMB PAIR
4916 R7 FJPM	17'	Finger Joint Primed Pine	11/16 X 4-9/16 JAMB LINEAL
6916 68 PINE	6'8"	Pine	11/16 X 6-9/16 JAMB PAIR 81BD
6916 68 FJPM	6'8"	Finger Joint Primed Pine	11/16 X 6-9/16 JAMB PAIR 81BD
6916 R7 FJPM	17'	Finger Joint Primed Pine	11/16 X 6-9/16 JAMB LINEAL
6916 80 FJPM	8'	Finger Joint Primed Pine	11/16 X 6-9/16 JAMB PAIR 97BD

## CHESAPEAKE IN STOCK SPLIT JAMBS

514 20 SPTFP	2'0"	Finger Joint Primed Pine	2-3/4 FM X 2-3/4 FM SPLIT JAMB HEADER
514 24 SPTFP	2'4"	Finger Joint Primed Pine	2-3/4 FM X 2-3/4 FM SPLIT JAMB HEADER
514 26 SPTFP	2'6"	Finger Joint Primed Pine	2-3/4 FM X 2-3/4 FM SPLIT JAMB HEADER
514 28 SPTFP	2'8"	Finger Joint Primed Pine	2-3/4 FM X 2-3/4 FM SPLIT JAMB HEADER
514 30 SPTFP	3'0"	Finger Joint Primed Pine	2-3/4 FM X 2-3/4 FM SPLIT JAMB HEADER
514 68 SPTFP	6'8"	Finger Joint Primed Pine	1-1/16 X 2-3/4 SPLIT JAMB PAIR
514 70 SPTFP	7'0"	Pine	1-1/16 X 6-9/16 SPLIT PAIR 2-3/4 FM X 4-1/4 M
514 80 SPTFP	8'0"	Finger Joint Primed Pine	1-1/16 X 2-3/4 SPLIT JAMB PAIR
6916 68 SPTFP	6'8"	Finger Joint Primed Pine	6-9/16 X 2-3/4 X 4-1/2 SPLIT JAMB PAIR



## CASED OPENING SETS

	Casing Dimensions Jamb Dimensions								SPECIES
		2-6	2-8	3-0	4-0	5-0	6-0	8-0	
<b>356</b>	11/16 x 2-1/4 11/16 x 4-9/16	X	X	X	X	X	X	X	<b>PRIMED</b>
<b>376</b>	11/16 x 2-1/4 11/16 x 4-9/16	X	X	X	X	X	X	X	<b>PRIMED</b>
<b>445</b>	11/16 x 3-1/4 11/16 x 4-9/16	X	X	X	X	X	X	X	<b>PRIMED</b>




# Window & Door Miscellaneous



**208 APRON**  
11/16 x 2-1/2  
PRIMED



**L 346 APRON**  
9/16 x 3-1/4  
PRIMED



**180 BRICK MOULD**  
1-1/4 x 2  
PRIMED  
PVC

---

## Stops



**950**  
3/8 x 7/8  
PINE



**937**  
7/16 x 1-1/4  
PINE



**946**  
3/8 x 1-3/8  
PINE  
PRIMED (7' ONLY)



**935**  
7/16 x 1-5/8  
PINE



**886 E1E**  
3/8 x 1-3/8  
PINE  
PRIMED (7' & 16' ONLY)

---

## Mullions



**L 956**  
3/8 x 1-1/8  
PINE



**959**  
3/8 x 1-1/4  
PINE



**958**  
3/8 x 1-1/2  
PINE



**956**  
3/8 x 2  
PINE

# Stools



**L 1020**  
1-1/16 x 5-1/4  
PRIMED  
**4 1021**  
11/16 x 4-1/2  
PRIMED

**1021**  
11/16 x 5-1/4  
PINE  
PRIMED  
(18mm) 11/16 x 5-1/4  
MDF

**7 1021**  
11/16 x 7-1/4  
PRIMED



**1163**  
1-1/16 x 3-1/4  
PINE  
PRIMED

# Panel Mould



**L 184 PANEL  
MOULD**  
1/2 x 1-1/2  
PRIMED



**273 PICTURE MOULD**  
11/16 x 1-3/4  
PRIMED

# Chair Rail | Backer



**L 956W  
CHAIR RAIL BACKER**  
7/16 x 4-1/4  
PRIMED



**302**  
1-1/16 x 2-3/4  
PRIMED



**300**  
1-1/16 x 3  
PRIMED



**297**  
11/16 x 3  
PRIMED

# Wainscoting | Shiplap



**SL16 NICKEL GAP  
SHIPLAP**  
5/8 x 5-1/2  
PRIMED



**SL18 NICKEL GAP  
SHIPLAP**  
5/8 x 7-1/2  
PRIMED



**1X4 EC  
WAINSCOTING**  
23/32 x 3-1/2  
PRIMED



**1X6 EC  
WAINSCOTING**  
23/32 x 5-1/2  
PRIMED



# Base Cap | Base



**L 167**  
5/8 x 1-1/8  
PINE  
PRIMED



**166**  
11/16 x 1-1/4  
PINE



**163**  
11/16 x 1-3/8  
PINE  
PRIMED  
(18mm) 11/16 x 1-3/8  
MDF



**713**  
9/16 x 3-1/4  
PINE, PRIMED



**663**  
9/16 x 3-1/4  
PRIMED



**623**  
9/16 x 3-1/4  
PINE, FJ PINE, PRIMED  
(12mm) 1/2 x 3-1/4  
MDF



**753**  
9/16 x 3-1/4  
PINE  
PRIMED



**L 414 E1E**  
9/16 x 4-1/4  
PRIMED



**620**  
9/16 x 4-1/4  
PINE, FJ PINE, PRIMED  
(12mm) 1/2 x 4-1/4  
MDF



**750**  
9/16 x 4-1/4  
PINE  
PRIMED



**L514 BASE**  
9/16 x 5-1/4  
PRIMED



**750W**  
9/16 x 5-1/4  
PRIMED



**L ANDE**  
9/16 x 5-1/4  
PRIMED



**618**  
9/16 x 5-1/4  
PRIMED



**L 163E**  
9/16 x 5-1/4  
PINE  
PRIMED  
(12mm) 1/2 x 5-1/4  
MDF

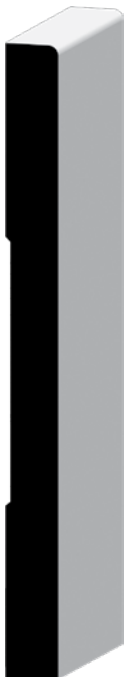


**163E**  
11/16 x 5-1/4  
PRIMED  
(15mm) 19/32 x 5-1/4  
MDF



Achieve a similar look using: **1x4** Primed Boards for Casing & Wall Framing  
**512E** Base | **L 254** Shoe | **SA612** Architrave | **SL16** Shiplap

## Base



**512E E1E**  
 (12mm) 1/2 x 5-1/2  
 MDF



**L 512 E1E**  
 9/16 x 5-1/2  
 PRIMED

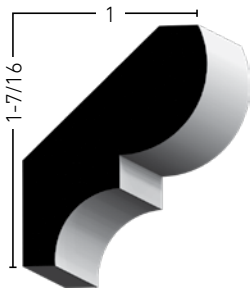


**714E E1E**  
 1/2 x 7-1/4  
 FBDPM

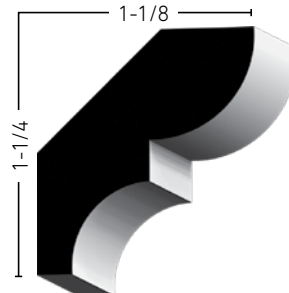


**7163**  
 11/16 x 7-1/4  
 PRIMED  
 (15mm) 19/32 x 7-1/4  
 MDF

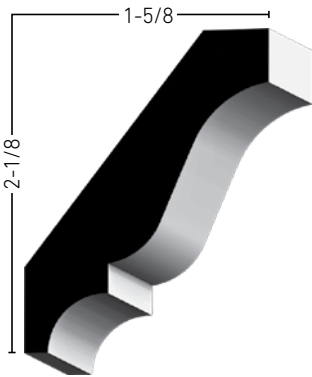
**S 7163**  
 (12mm) 1/2 x 7-1/4  
 MDF




**74 BED MOULD**  
 9/16 x 1-3/4  
 PINE



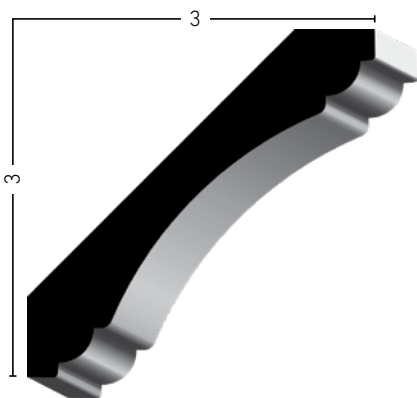
**75 BED MOULD**  
 9/16 x 1-5/8  
 PINE  
 PRIMED



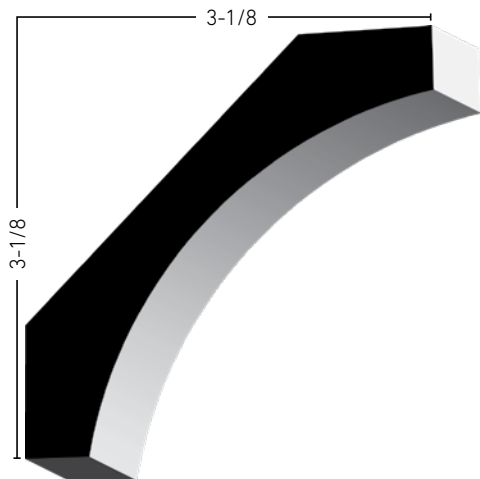
**53**  
 9/16 x 2-5/8  
 PINE  
 PRIMED



**L 49**  
 9/16 x 3-5/8  
 PINE, FJ PINE  
 PRIMED  
 (15mm) 19/32 x 3-5/8  
 MDF




**80**  
 11/16 x 4-1/4  
 PRIMED

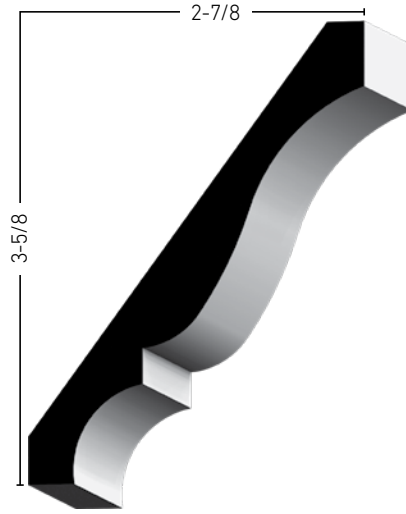


**81**  
 1-1/16 x 4-5/8  
 PRIMED

# Crowns




**N 45**  
11/16 x 5-1/4  
PRIMED



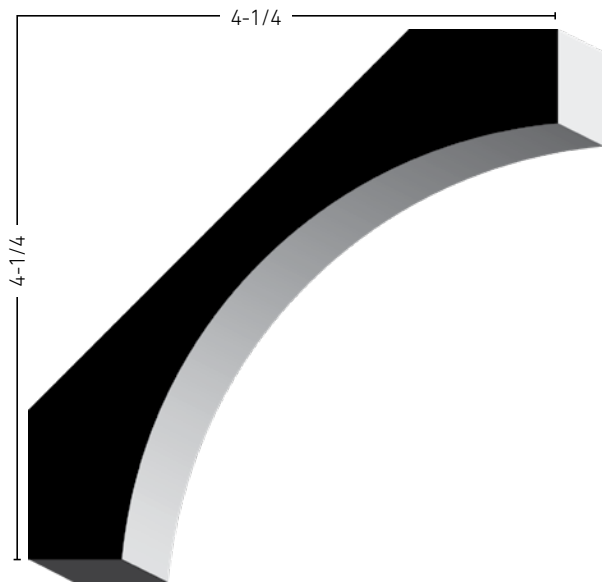
**L 47**  
9/16 x 4-5/8  
FJ PINE  
PRIMED

**S 47**  
(14mm) 9/16 x 4-5/8  
MDF

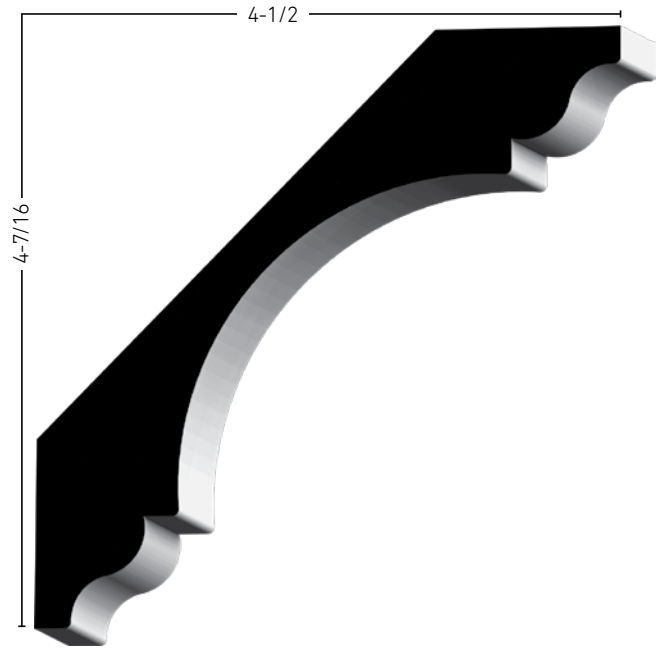


**C R291**  
3/4 x 5-1/4  
MDF

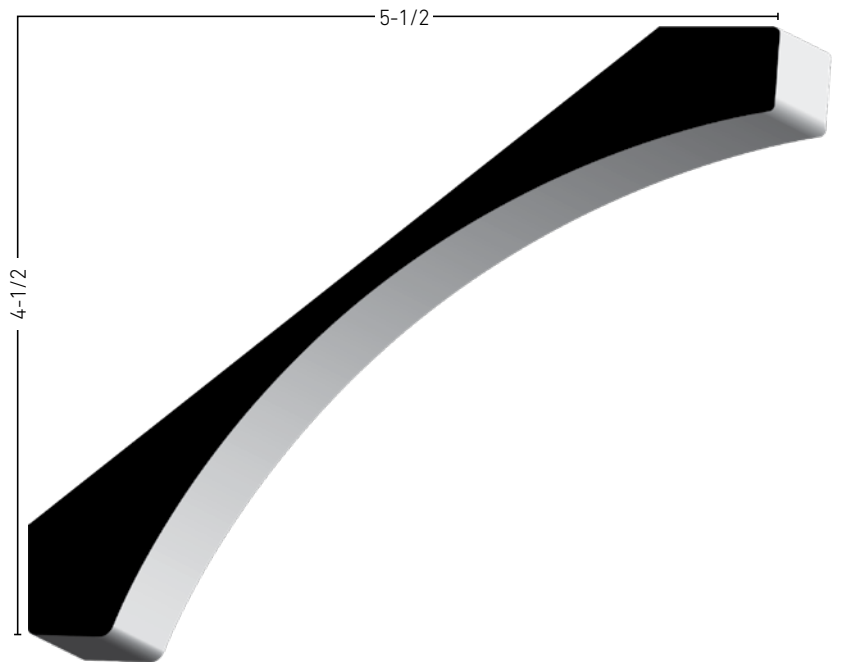




**C86**  
1-3/8 x 6  
PRIMED



**041**  
(30mm) 1-3/16 x 6-5/16  
MDF



**505**  
1 x 7  
MDF

# General Purpose | Miscellaneous



**L 266 LATTICE**  
1/4 x 1-1/2  
PINE  
PINET (TREATED)


**L 267**  
1/4 x 1-3/8  
PINE




**126 SHOE**  
1/2 x 3/4  
PINE  
PRIMED  
OAK (12' AND UP)  
WHITE OAK

**129**  
7/16 x 11/16  
PINE

**L 129**  
7/16 x 11/16  
OAK  
MAHOGANY



**L 254 CRAFTSMAN SHOE**  
7/16 x 3/4  
PRIMED (16' ONLY)



**L 233 CLOSET ROD**  
1-1/4 Full Round  
SPINE  
DFIR  
1-1/4 Full Round  
Laminated Veneer  
Lumber  
LVLBA (16' ONLY)




**1075 SCOTIA**  
1/2 x 3/4  
OAK



**L 249 SCREEN STOCK**  
1/2 x 1-5/8  
PINE



**103 QUARTER ROUND**  
1-1/16 x 1-1/16  
PINE



**100 COVE**  
11/16 x 11/16  
PINE  
PRIMED  
OAK



**86 COVE**  
9/16 x 1-5/8  
PINE

**84 COVE**  
9/16 x 2-1/4  
PINE



**142 SCREEN MOULD - FLAT**  
1/4 x 3/4  
PINE

**105**  
3/4 x 3/4  
PINE  
OAK (12' AND UP)

**106**  
11/16 x 11/16  
PINE  
PRIMED




**995 CHAMFER**  
3/4 x 3/4  
PINE



**144 SCREEN MOULD - BEADED**  
1/4 x 3/4  
PINE (8' ONLY)



**254 PARTING BEAD**  
1/2 x 3/4  
PINE



**205 CORNER GUARD**  
1-1/8 x 1-1/8  
PINE

**206**  
3/4 x 3/4  
PINE (8' ONLY)

# General Purpose | Miscellaneous



**L 286 RAKE**  
1-1/16 x 2  
PRIMED



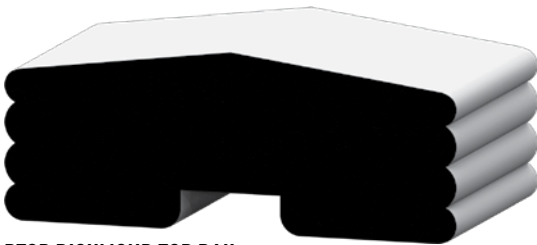
**L 210 SHINGLE MOULD**  
5/8 x 1-5/8  
PINE  
PRIMED



**1045 HEARTH STRIP**  
5/8 x 1-1/2  
OAK



**954 SASH BEAD**  
3/8 x 1-3/8  
PINE




**RTOP RICHMOND TOP RAIL**  
1-1/4 x 3-1/4 - 3/4 PLOW  
DFIR



**L 230 HAND RAIL**  
1-1/4 x 2  
DFIR

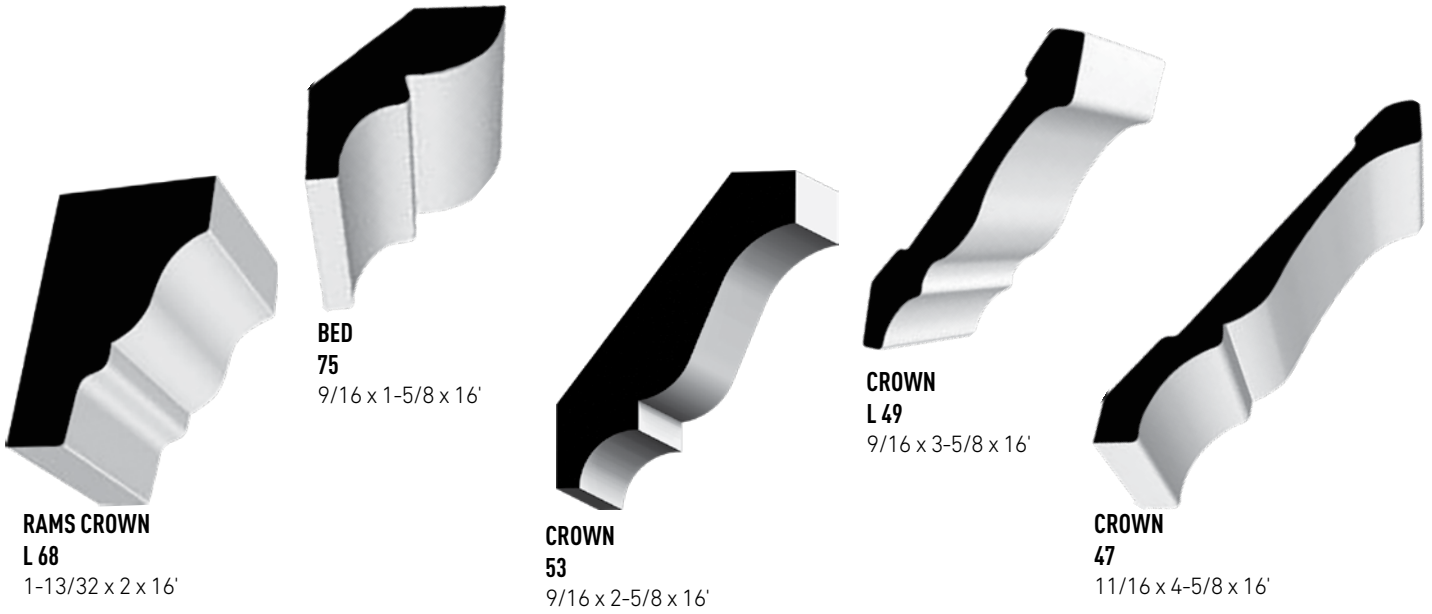


**RBOT RICHMOND  
BOTTOM RAIL**  
1-1/4 x 3-1/4  
DFIR

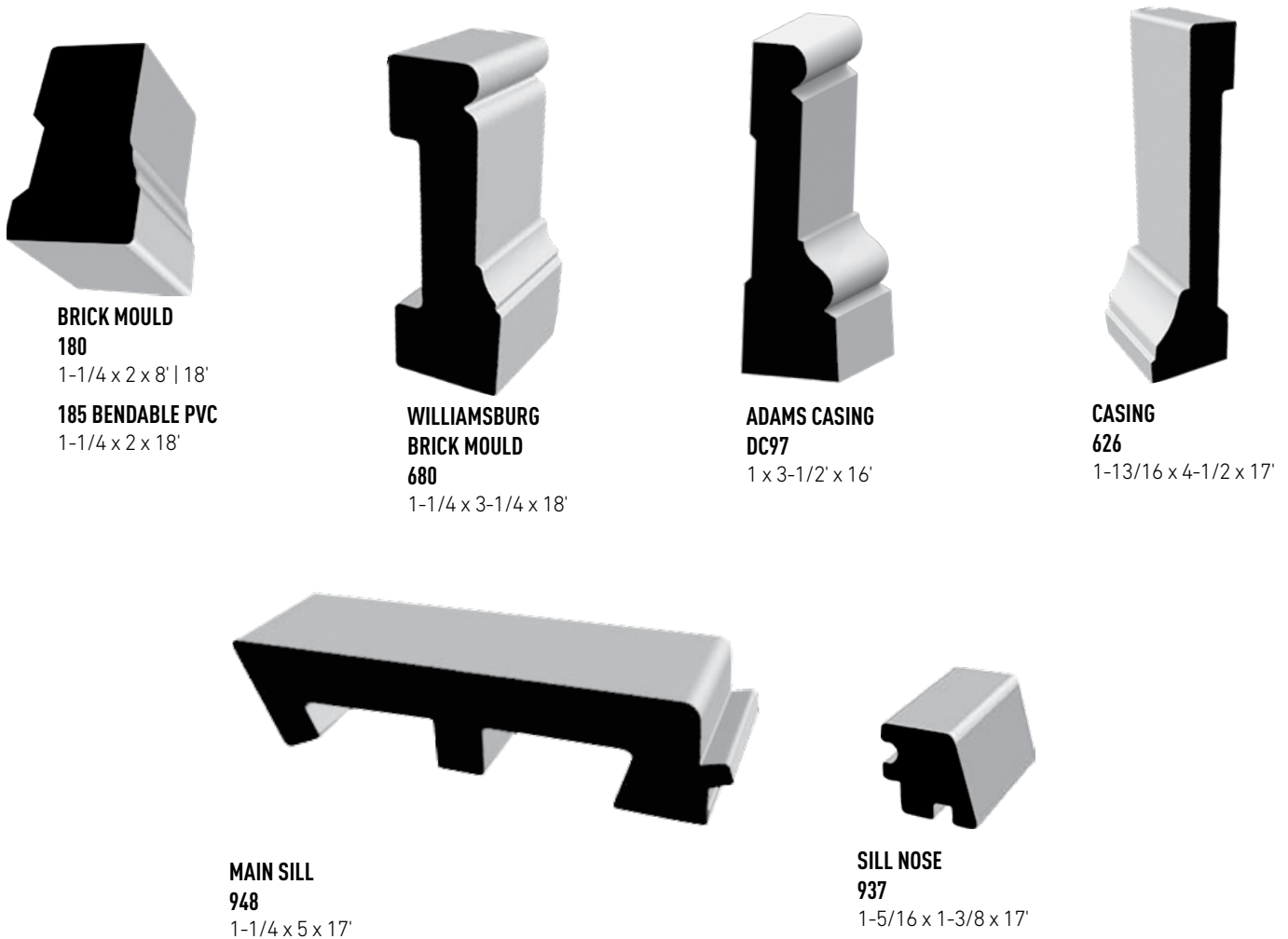


**240 WALL RAIL**  
1-1/4 x 2-1/4  
SPINE (16' ONLY)  
DFIR (16' ONLY)

# PVC | Crown



# PVC | Window & Door





**SHINGLE MOULD**  
210  
11/16 x 1-5/8 x 16'



**DRIP CAP**  
197  
11/16 x 1-5/8 x 17'



**ATTIC VENT LOUVER**  
350  
3/4 x 3-1/2 x 17'




**BEADED TONGUE & GROOVE PANEL**  
M2626 (WIDE FLNG)  
1/2 x 6 x 18'  
(5.2" CVRG.)



**LATTICE**  
266  
1/4 x 1-1/2 x 16'



**RAKE MOULDING**  
287  
1-1/16 x 2 x 16'




**BALUSTER**  
L 236  
1-1/2 x 1-1/2 x 16'



**BASE CAP**  
164  
11/16 x 1-1/8 x 17'



**SCOTIA COVE**  
93  
3/4 x 3/4 x 16'



**QUARTER ROUND**  
105  
3/4 x 3/4 x 16'



**QUARTER ROUND**  
107  
9/16 x 9/16 x 17'



# Moulding Index

PROFILE	PG#
41	33
N 45	32
47 (PVC)	36
L 47	32
S 47	32
L 49	31
L 49 (PVC)	36
53	31
L 68 (PVC)	36
74	31
75	31
75 (PVC)	36
80	31
81	31
84	34
C86	33
86	34
93 (PVC)	37
DC97	23
DC97 (PVC)	36
100	34
103	34
105	34
105 (PVC)	37
106	34
107 (PVC)	37
126	34
129	34
L 129	34
142	34
144	34
163	28
163E	29
L 163E	29
164 (PVC)	37
166	28
L 167	28
180	25
180 (PVC)	36
L 184	26

PROFILE	PG#
185 (PVC)	36
197 (PVC)	37
205	34
206	34
208	25
210 (PVC)	37
L 210	35
L 230	35
L 233	34
L 236 (PVC)	37
240	35
L 249	34
254	34
L 254	13, 34
266 (PVC)	37
L 266	34
L 267	34
273	26
281	22
L 286	35
287 (PVC)	37
C R291	12, 32
297	26
300	26
302	26
327	22
L 346	25
350 (PVC)	37
351	22
356	22
376	23
E 412	13, 22
L 412	13, 22
L 414	12, 28
432	13, 22
L 432	13, 22
444	23
445	23
452	13, 22
472	13, 22

PROFILE	PG#
505	12, 33
512E	12, 30
L 512	12, 30
L 514	12, 29
SA612	13, 23
618	29
620	28
623	28
626 (PVC)	36
663	28
680 (PVC)	36
713	28
714E	12, 30
750	28
750W	29
753	28
886	25
935	25
937 (STOP)	25
937 (PVC Sill Nose)	36
946	25
948 (PVC)	36
950	25
954	35
956	25
L 956W	26
L 956	25
958	25
959	25
995	34
L 1020	26
4 1021	26
7 1021	26
1021	26
1045	35
1075	34
1163	26
M2626 (PVC)	37
7163	30
S 7163	30

PROFILE	PG#
1X4 EC	27
1X6 EC	27
ANDE	23
L ANDE	29
RBOT	35
RTOP	35
SL16	27
SL18	27

BOARDS	18
--------	----

SHEET GOODS	19-21
-------------	-------


JAMBS	24
-------	----

# Quality Products



## Mouldings

- Softwood Mouldings
- Hardwood Mouldings
- Blocks
- Flexible Mouldings



### Boards:

- Ultralite MDF
- Clear Radiata Pine
- Finger Joint Primed
- Oak Hardwood Boards:



## Decorative Millwork

## ORNAMENTAL

— DECORATIVE MILLWORK —  
A NOVO Building Products Company

- Decorative Wood Mouldings
- Mantels, Wood Beams
- Decorative Risers
- Stained Boards



## Stair Parts

- Wood Balusters and Newels
- Iron Balusters and Newels
- Post to Post Components
- Over the Post Components
- Stock, Special Order, Custom

### Cable Systems/ Panel Systems

- Horizontal infills including cable, tube and panels
- Options for Open Tread, Kneewall & Level Run



A NOVO Building Products Company



## NOVO SHEET GOODS PROGRAM

- Premium Sheets For Hundreds Of Interior Applications
- Over 30 Sku Offerings
- Delivered On Your Next Truck Along With Your Moulding And Millwork



## Columns

- Architectural Wood
- Wood Colonial
- Poly-Classic Round / Square
- Craftsman Columns
- Poly-Classic Porch Posts
- Wood Porch Posts



## PVC Millwork

- Interior/Exterior
- Crown Mouldings
- Casing
- Brick Mould
- Quarter Round
- Lattice



## STEPHENSON CUPOLAS

Now Available. See representative for more information.





Explore our comprehensive collections of mouldings, stair parts, boards, and exterior millwork as well as find inspiration for every room in the home.



## Chesapeake Distribution Center

101 Dexter Street West  
Chesapeake VA 23324

**P: 800.253.9000 | F: 757.543.5954**

© 2023 NOVOBP, Chesapeake (Rev. 11/23)

NOVO reserves the right to make changes to the products listed in this catalog without notice and without responsibility for existing units. Drawings may not be to exact scale.

For more information  
scan to visit  
[NOVOBP.COM](http://NOVOBP.COM)

