



NOVO

Building Products



MOULDINGS | SHEET GOODS | BOARDS | EXTERIOR MILLWORK
DALLAS DISTRIBUTION CENTER

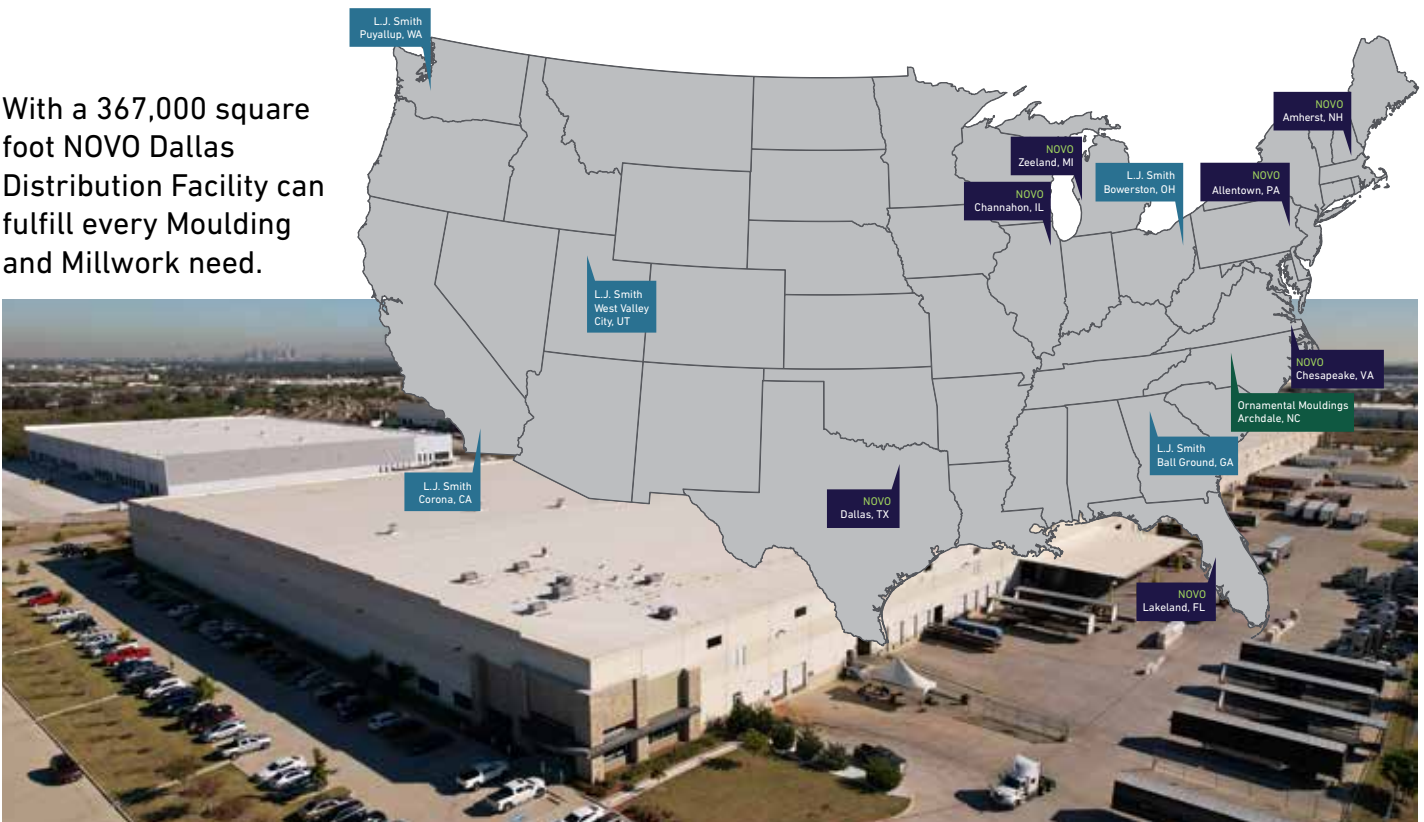
our STORY

DEEP ROOTS. HIGH STANDARDS. BRIGHT FUTURE.

Founded in Dallas, Texas in 1952, Novo Building Products (previously known as Southwest Moulding CO.) has grown into one of the largest millwork distribution and manufacturing companies in the United

States.. With a geographic footprint that touches the majority of the eastern half of the United States, Novo Building Products is positioned for continued expansion.

With a 367,000 square foot NOVO Dallas Distribution Facility can fulfill every Moulding and Millwork need.



our

FAMILY

NOVO BUILDING PRODUCTS IS PROUD TO BE PART OF THE ADENTRA FAMILY.



Novo Building Products is an industry leading manufacturer and distributor of mouldings, stair parts, doors, and specialty building products. We serve building material dealers (lumberyards), door shops, retail home centers, and millwork manufacturing partners throughout the United States and parts of Canada and Mexico.

Learn more at NOVOBP.COM.

ADENTRA is one of North America's largest distributors of architectural-grade building and millwork products to the residential and commercial construction industries. Adentra currently operates a network of 86 distribution and fabrication facilities in North America consisting of five industry leading distribution brands: Hardwoods Specialty Products, Mid-Am Supply, Frank Paxton Lumber Company, Rugby Architectural Building Products, and Novo Building Products.

Learn more at ADENTRAgroup.com.





NOVO
Building Products



Table of Contents

ProDealer Portal online ordering ..	6
Custom Manufacturing	7
Inspiration	8-12

FLOOR

Base	13-17
Base Shoe	18
Quarter Round	18

WINDOW & DOOR

Casing	19-22
Stop	22
Premitered Stop	22
Brickmould.....	23
Stool	23
Premitered Door Sets.....	24
Casing Blocks	24
T-Astragal.....	25
Mull Cover	25

CEILING

Crown	26-28
Bed	29
Cove	29

GENERAL

Panel Mould.....	30
Lip Mould	31
Caps & Chair Rail	32
Batten	32
Corners.....	33
Picture Mould	33
Half Round	33
Full Round	33
Screen Mould	34
Chamfer	34
Nosing	34
Drip Cap.....	34
Glass Bead.....	34
Mantle Mould	34
Ship Lap	35

S4S STOCK/BOARDS

Lattice	35
Boards	36-37

DOOR OPENINGS

Jambs	38
Frames	39

BUILD-UPS

40 - 43

GENERAL INFORMATION

General Requirements	44
Moulding Finishing Guidelines ..	45
Moulding index.....	46
Quality Products	47



NOVO Building Products is proud to offer a brand new efficient self-service online portal.



Full access to stocked product pricing



Easily place orders on any desktop or mobile device



Receive order status update



Follow the steps below to sign up today!

1. Locate your Customer Code from the "Ship To" line on your order acknowledgment.
2. Navigate to NOVOBP.com. Go to SIGN IN. Select "Create An Account".
3. Fill in all fields marked with "Required" and select "Create Account".
4. Allow 1 business day for account verification, and then explore the new online portal!



Custom Manufacturing on DEMAND by ORNAMENTAL DECORATIVE MILLWORK



Quality custom and short run moulding orders with quick turn around!

Custom Manufacturing
on DEMAND

Specs

- 6-17 ft. lengths (random / clear) - Priming available for all lengths.
- Profile max = 11-3/4" width
- Minimum run = 3,000 ft. (less than charge can be applied)
- Unique capabilities: rope, dentil, emboss, carving

Material

- Poplar
- Solid Pine
- Red Oak
- White Oak
- Alder
- Cypress
- Soft Maple
- Hard Maple
- Ambrosia "Rustic" Maple
- Others available upon request and subject to availability

Timing

- 2-3 days for cost quote and estimated lead time
- Moulding sample or CAD drawing required
- Please contact your Sales Representative



Made in the USA

ORNAMENTAL

— DECORATIVE MILLWORK —

A NOVO Building Products Company

Visit NOVOBP.COM
to order NOVO
Building Products
online



Style is individual, personal, and unique.
Make your room a reflection of you...

DISTINGUISH YOUR STYLE






The mouldings listed may not be as shown in the image but are represented to achieve a similar style or look:

WM390 Chair Rail | **8014** Crown | **8052** Cove | **356214** Casing
WM623 Base + **8422SP** Shoe

Traditional

Ranch, Classic, Colonial, Early American, Inviting & Timeless...

Traditional Mouldings enhance any home style from Midwestern, Early American to Coastal. They blend perfectly with the classic style furnishing and timeless building materials of today. NOVO has a vast selection of traditional style mouldings to match and enhance your own unique style.



PROFILES SHOWN ARE NOT TO SCALE.

WARNING: Drilling, sawing, sanding or machining wood products can expose you to wood dust, a substance known to the State of California to cause cancer. Avoid inhaling wood dust or use a dust mask or other safeguards for personal protection. For more information go to www.P65Warnings.ca.gov/wood

NOVOBP.COM | 800-442-3062



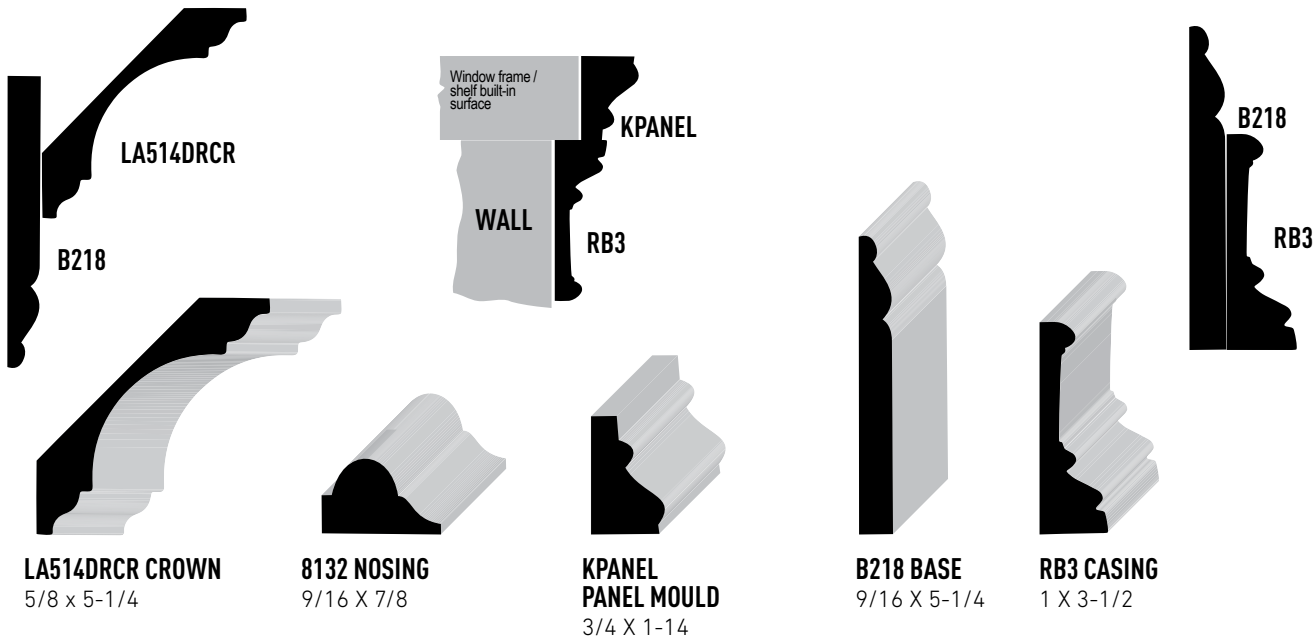
The mouldings listed may not be as shown in the image but are represented to achieve a similar style or look:

Crown Buildup: **LA514DRCR** Crown + **B218** Base | **8132** Shelf Edge **RB3** Casing | Base Buildup: **B218** Base + **RB3** Casing

Victorian

Glamorous, Ornate, Art Deco, Baroque, Southern Plantation, Colonial Estate...

Victorian Mouldings hearken to the richness of old world artisan builders, craftsmen and clothiers that regarded every part of their work a piece of art. It is a style that can transform the bland into a bold statement of line and form. Ornate mouldings can be combined to restore a great Painted Lady or add a subtle flair and richness to add glamour to any room in your home.



PROFILES SHOWN ARE NOT TO SCALE.



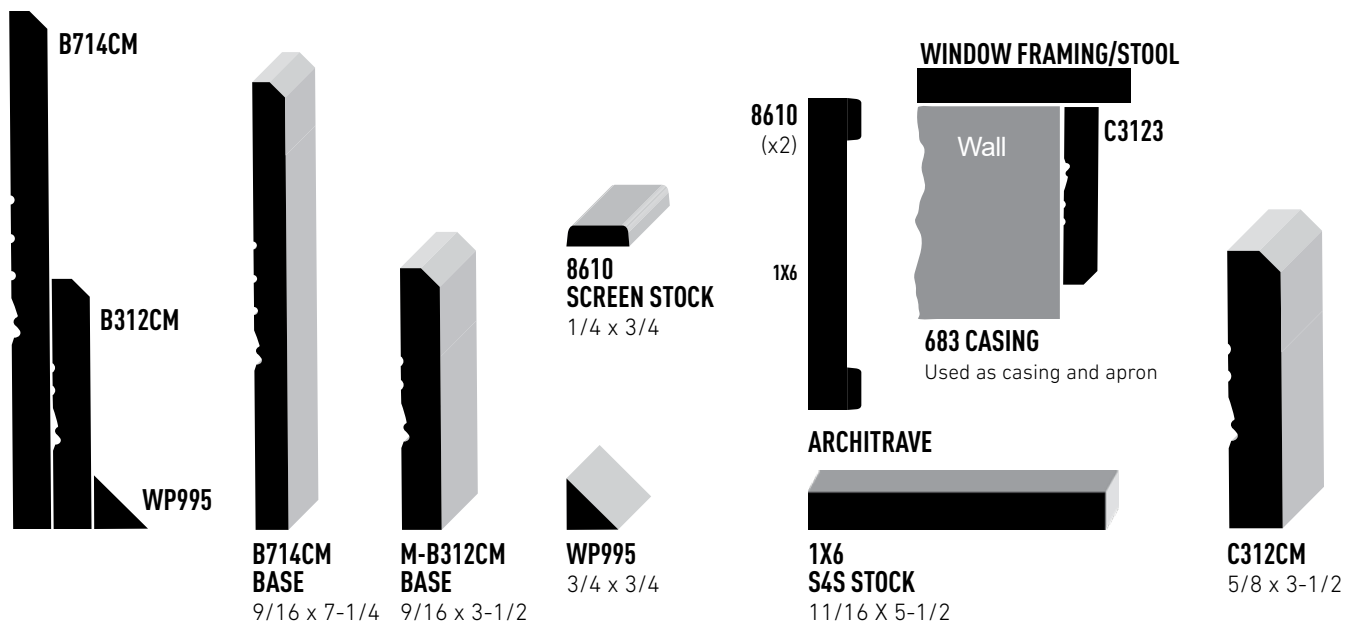
The mouldings listed may not be as shown in the image but are represented to achieve a similar style or look:

C312CM Casing | Architrave: **1X6 S4S** + **8610** Screen Stock (x2)
 Apron: **C312CM** Casing
 Base Buildup **B714CM** Base + **B312CB** Base + **WP995** Chamfer

Contemporary

Eclectic, Artistic, Avant-Garde. Full of life, culture, color, texture, unique and found objects, natural and man made materials...

At its core, the word "contemporary" means "of the moment". Sleek & thoughtful, contemporary design spaces often feature a mixture of both straight and elegantly curved lines, which can be seen as a slight nod to this style's art deco roots. Today, the look is defined by curved lines, and embraces minimalistic elements highlighting grays, beiges and shades of white. Although the contemporary trend changes with time, the basic cutting edge simplicity and idealism remains as unique as your vision.



PROFILES SHOWN ARE NOT TO SCALE.

WARNING: Drilling, sawing, sanding or machining wood products can expose you to wood dust, a substance known to the State of California to cause cancer. Avoid inhaling wood dust or use a dust mask or other safeguards for personal protection. For more information go to www.P65Warnings.ca.gov/wood




The mouldings listed may not be as shown in the image but are represented to achieve a similar style or look: *Achieve a similar look using:* **MDF-LA5COLCR** Crown | **M-BB1 + 1X4 S4S + FM-8060** Architrave | **1X4 S4S** Chair | **M-S4S212 S4S** Panel Trim | **SWC312** Casing | **SWB514** Base | **M-8432** Shoe


Craftsman

Line & Structure, Handcrafted, Architectural, Artisan Craftsman, Modern-Farmhouse, Western Ranch...


Craftsman homes are full of endless detail and character, known for their natural materials, cozy interiors, and wide porches. Patterns and lines show the Arts & Crafts Architectural style through the use of natural woods combined with simple paint schemes. Wainscoting or beadboard detailing, and decorated ceilings with beams will help to give your home that warm feeling.




PROFILES SHOWN ARE NOT TO SCALE.



MODEL #	SKU#	7/16 x 3	(L)
M-SAN3FJ	1032177	FINGERJOINT	16'
	1032183		8'
M-SAN3PR	1032181	PRIMED FJ	12'
	1032182		16'
M-SAN3	1032176	SOLID	8'
	1032169		RL



MODEL #	SKU #	7/16 x 3-1/4	(L)
M-SAN314FJ	1032174	FINGERJOINT	16'
M-SAN314	1032171	SOLID	RL



MODEL #	SKU #	1/2 x 3-1/2	(L)
M-E312FJ	1033150	FINGERJOINT	17'
M-E312	1033148	SOLID	RL
9/16 x 5-1/4			
M-E514FJ	1033152	FINGERJOINT	16'



MODEL #	SKU#	9/16 x 3-1/4	(L)
M-K314FJ	1033261	FINGERJOINT	16'
M-K314	1033257	SOLID	RL
H-OK314	1030672	OAK	RL



MODEL #	SKU #	5/8 x 3-1/4	(L)
M-444314FJ	1029970	FINGERJOINT	16'
M-444314PR	1029975	PRIMED FJ	16'
MDF-444314	1031814	MDF	RL
M-444314	1029965	SOLID	RL



MODEL #	SKU #	7/16 x 3	(L)
M-STEP3	1032207	SOLID	RL



MODEL #	SKU #	5/8 x 3-1/4	(L)
M-COVEBFJ	1030480	FINGERJOINT	16'
M-COVEB	1030477	SOLID	RL
5/8 x 5-1/4			
M-COVEB514FJ	1031205	FINGERJOINT	RL



MODEL #	SKU #	5/8 x 3-1/4	(L)
M-ACOL314FJ	1031391	FINGERJOINT	16'
	1031398		8'
M-ACOL314PR	1031396	PRIMED FJ	12'
	1031397		16'
MDF-ACOL314	1033103	MDF	16'
M-ACOL314	1031389	SOLID	8'
	1031386		RL
FM-ACOL314	1025457	FLEX	12'



MODEL #	SKU #	9/16 x 3-1/4	(L)
MDF-N314	1030580	MDF	16'

All lengths subject to availability. Flex-trim sold in cartons only. All solid moulding 6'-16' random lengths. RL--Random Lengths.

Floor | Base



MODEL #	SKU #	1/2 x 3-1/4	(L)
M-B314FJ	1030241	FINGERJOINT	16'
M-B314PR	1030243	PRIMED FJ	16'
MDF-B314	1030510	MDF	16'
M-B314	1030239	SOLID	RL
FM-B314	1028132	FLEX	12'



MODEL #	SKU #	1/2 x 5-1/4	(L)
M-ACOL514FJ	1031400	FINGERJOINT	16'
M-ACOL514	1031399	SOLID	RL
FM-ACOL514	1025459	FLEX	12'



MODEL #	SKU #	9/16 x 5-1/4	(L)
MDF-N514	1031838	MDF	16'



MODEL #	SKU #	7/16 x 3	(L)
M-B3FJ	1030258	FINGERJOINT	16'
M-B3PR	1030266	PRIMED FJ	16'
FM-B3	1028131	FLEX	12'



MODEL #	SKU #	1/2 x 5-1/4	(L)
M-B514FJ	1030271	FINGERJOINT	16'
M-B514PR	1030275	PRIMED FJ	16'
M-B514	1030269	SOLID	RL
FM-B514	1028134	FLEX	12'



MODEL #	SKU #	9/16 x 5-1/4	(L)
M-B218FJ	1030228	FINGERJOINT	16'
M-B218PR	1030230	PRIMED FJ	16'
H-KAB218	1029306	KNOTTY ALDER	RL
FM-B218	1028128	FLEX	12'
M-B218	1030227	SOLID	RL
MDF-B514 (B218)	1030519	MDF	8'
	1030516		16'



MODEL #	SKU #	9/16 x 7-1/4	(L)
MDF-B714	1030523	MDF	16'



MODEL #	SKU #	9/16 x 5-1/4	(L)
MDF-SWB514	1031884	MDF	16'




MODEL #	SKU #	9/16 x 3-1/2	(L)
M-B312CMPR	1030237	PRIMED FJ	16'
		9/16 x 5-1/4	
M-B514CMPR	1030270	PRIMED FJ	16'
		9/16 x 7-1/4	
M-B714CMPR	1030294	PRIMED FJ	16'

All lengths subject to availability. Flex-trim sold in cartons only. All solid moulding 6'-16' random lengths. RL—Random Lengths.



MODEL #	SKU #	9/16 x 5-1/4	(L)
M-B514KFPR	1030273	PRIMED FJ	16'
9/16 x 7-1/4			
M-B714KFPR	1030295	PRIMED FJ	16'



MODEL #	SKU #	5/8 x 3-1/4	(L)
M-WM623FJ	1032261	FINGERJOINT	17'
M-WM623PR	1032208	PRIMED FJ	8'
	1032264		12'
	1032265		16'
MDF-WM623	1033118	MDF	16'
M-WM623	1032256	SOLID	RL



MODEL #	SKU #	5/8 x 4-1/4	(L)
M-WM620FJ	1031213	FINGERJOINT	16'
M-WM620PR	1031211	PRIMED FJ	16'



MODEL #	SKU #	9/16 x 5-1/4	(L)
M-WM618FJ	1032248	FINGERJOINT	16'
M-WM618PR	1031212	PRIMED FJ	16'
MDF-WM618	1033111	MDF	16'
FM-WM618PG	1027541	FLEX	12'



MODEL #	SKU #	9/16 x 3-1/4	(L)
M-B211FJ	1030223	FINGERJOINT	16'
M-B211	1030222	SOLID	RL
FM-B211	1028127	FLEX	12'



MODEL #	SKU #	1-1/16 x 4-1/2	(L)
M-B11FJ	1030220	FINGERJOINT	16'
M-B11	1030218	SOLID	RL



MODEL #	SKU #	5/8 x 4-1/2	(L)
M-LB11FJ	1031944	FINGERJOINT	16'
M-LB11PR	1031954	PRIMED FJ	8'
	1031951		12'
	1031952		16'
MDF-LB11	1030555	MDF	16'
M-LB11	1031937	SOLID	RL
H-OLB11	1030675	OAK	RL
H-KALB11	1030597	KNOTTY ALDER	RL



MODEL #	SKU #	9/16 x 5-1/4	(L)
M-LB11FJ-514	1031947	FINGERJOINT	16'
FM-LB11514	1026939	FLEX	12'

All lengths subject to availability. Flex-trim sold in cartons only. All solid moulding 6'-16' random lengths. RL--Random Lengths.

Floor | Base



MODEL #	SKU #	5/8 x 3-1/4	(L)
B1314FJ	1031209	MDF	RL
		9/16 x 5-1/4	
B1514FJ	1031209	MDF	RL



MODEL #	SKU #	1/2 x 3-1/4	(L)
M-BCOL314FJ	1030305	FINGERJOINT	16'
M-BCOL314	1030304	SOLID	RL



MODEL #	SKU #	9/16 x 5-1/4	(L)
M-BCOL514FJ	1030309	FINGERJOINT	16'
FM-BCOL514	1028189	FLEX	12'



MODEL #	SKU #	9/16 x 4-1/2	(L)
M-B395FJ	1030257	FINGERJOINT	16'
M-B395	1030256	SOLID	RL



MODEL #	SKU #	9/16 x 6-1/2	(L)
M-B695FJ	1030292	FINGERJOINT	16'
M-B695	1030291	SOLID	RL
FM-B695	1028138	FLEX	12'



MODEL #	SKU #	5/8 x 3-1/4	(L)
M-B322FJ	1030248	FINGERJOINT	16'
M-B322PR	1030254	PRIMED FJ	8'
	1030252		12'
	1030253		16'
MDF-B322	1030512	MDF	16'
FM-B322	1028133	FLEX	12'
		9/16 x 3-1/4	
H-OB322	1030633	OAK	RL



MODEL #	SKU #	9/16 x 4-1/2	(L)
M-B522FJ	1030278	FINGERJOINT	16'
M-B522PR	1030283	PRIMED FJ	16'
M-B522	1030277	SOLID	RL
FM-B522	1028135	FLEX	12'



MODEL #	SKU #	5/8 x 3-1/4	(L)
M-HL314FJ	1042797	FJBAR	7'3"
	1042796		16'

All lengths subject to availability. Flex-trim sold in cartons only. All solid moulding 6'-16' random lengths. RL=Random Lengths.



MODEL #	SKU #	9/16 x 4-1/8	(L)
M-WOODARD418	1042255	FJBAR	16'



MODEL #	SKU #	9/16 x 5-1/8	(L)
M-WOODARD518	1042256	FJBAR	16'



MODEL #	SKU #	9/16 x 4-1/4	(L)
M-HL414FJ	1042798	FJBAR	16'



MODEL #	SKU #	1-1/16 x 4-1/4	(L)
M-B22FJ	1030234	FINGERJOINT	16'



MODEL #	SKU #	5/8 x 4-1/2	(L)
MDF-LA412CE	1030549	MDF	16'



MODEL #	SKU #	9/16 x 5-1/4	(L)
M-BAB514FJ	1030297	FINGERJOINT	16'
M-BAB514	1030296	SOLID	RL




MODEL #	SKU #	9/16 x 6-1/2	(L)
MDF-B612AMW	1030522	MDF	16'




MODEL #	SKU #	3/4 x 8-3/4	(L)
MDF-LA834B	1030553	MDF	16'

All lengths subject to availability. Flex-trim sold in cartons only. All solid moulding 6'-16' random lengths. RL—Random Lengths.

Floor | Base Shoe




MODEL #	SKU #	7/16 x 11/16	(L)
M-8422FJ	1031343	FINGERJOINT	16'
M-8422	1031342	SOLID	8'
	1031339		12'
	1031341		16'
	1031338		RL
	7/16 x 3/4		
O-8422	1033618	OAK	8'
	1033617		12'
H-08422	1030619		RL
H-KA8422	1029295	KNOTTY ALDER	RL
FM-DT8422 (127 SHOE)	1026828	FLEX SMOOTH	12'




MODEL #	SKU #	1/2 x 3/4	(L)
M-8422SPPR	1031357	PRIMED FJ	8'
	1031355		12'
	1031354		16'
M-8422SP	1031348	SOLID	RL
FM-8422	1025411	FLEX	12'

Floor | Quarter Round




MODEL #	SKU #	1/4 x 1/4	(L)
M-8057	1031253	SOLID	RL

Typically sold in 8' Lengths




MODEL #	SKU #	1/2 x 1/2	(L)
M-8063	1031260	SOLID	8'
	1031258		RL




MODEL #	SKU #	11/16 x 11/16	(L)
M-8065PR	1031275	PRIMED FJ	8'
	1031273		12'
	1031274		16'
M-8065	1031268	SOLID	8'
	1031266		12'
	1031267		16'
	1031264		RL
FM-8065	1025404	FLEX	12'
3/4 x 3/4			
O-8065	1033599	OAK	8'
H-08065	1030614		RL
H-KA8065	1029291	KNOTTY ALDER	RL

All lengths subject to availability. Flex-trim sold in cartons only. All solid moulding 6'-16' random lengths. RL=Random Lengths.


Window & Door | Casing




MODEL #	SKU #	11/16 x 1-1/4 (L)	
M-BB1FJ	1030299	FINGERJOINT	16'
M-BB1	1030298	SOLID	RL
FM-BB1	1028141	FLEX	12'




MODEL #	SKU #	5/8 x 2-1/8 (L)	
M-HW218FJ	1033231	FINGERJOINT	7'
	1033227		14'
M-HW218PR	1033237	PRIMED FJ	7'
	1033235		10'
	1033236		14'
M-HW218	1033226	SOLID	7'
	1033224		RL



MODEL #	SKU #	5/8 x 2-1/4 (L)	
M-SAN214FJ	1032165	FINGERJOINT	14'
M-SAN214PR	1032168	PRIMED FJ	7'
	1032167		10'
M-SAN214	1032163	SOLID	7'
	1032161		RL



MODEL #	SKU #	5/8 x 2-1/2 (L)	
M-C195FJ	1030342	FINGERJOINT	7'1"
	1030341		14'
M-C195	1030340	SOLID	RL
M-C195PR	1043722	PRIMED FJ	RL



MODEL #	SKU #	1-1/8 x 3-9/16 (L)	
M-C196FJ	1030345	FINGERJOINT	14'
M-C196	1030344	SOLID	RL



MODEL #	SKU #	9/16 x 3-1/2 (L)	
M-C295FJ	1031600	FINGERJOINT	17'
M-C295	1031599	SOLID	RL
FM-C295	1028237	FLEX	12'




MODEL #	SKU #	11/16 x 3-1/2 (L)	
MDF-SWC312	1031885	MDF	17'




MODEL #	SKU #	5/8 x 2-1/2 (L)	
M-C212CMPR	1031549	PRIMED FJ	17'
		5/8 x 3-1/2	
M-C314CMPR	1031613	PRIMED FJ	16'



MODEL #	SKU #	11/16 x 3-1/2 (L)	
M-C312KFPR	1031612	PRIMED FJ	RL




MODEL #	SKU #	5/8 x 2-1/2 (L)	
M-E212FJ	1033136	FINGERJOINT	14'
M-E212	1033132	SOLID	RL
		5/8 x 2-1/4	
M-E214PR	1033147	PRIMED FJ	7'
	1033146		10'




MODEL #	SKU #	5/8 x 2-1/4 (L)	
M-356214FJ	1029952	FINGERJOINT	7'
	1029949		14'
M-356214PR	1029956	PRIMED FJ	7'
	1029954		10'
	1029955		14'
MDF-356214	1031810	MDF	7'
	1031809		10'
	1031808		16'
M-356214	1029947	SOLID	7'
	1029945		10'
	1029944		RL

All lengths subject to availability. Flex-trim sold in cartons only. All solid moulding 6'-16' random lengths. RL--Random Lengths.


Window & Door | Casing




MODEL #	SKU #	5/8 x 2	(L)
M-ACOL2FJ	1030188	FINGERJOINT	7'
	1030186		14'
M-ACOL2PR	1030192	PRIMED FJ	10'




MODEL #	SKU #	5/8 x 2-1/8	(L)
M-ACOL218FJ	1030178	FINGERJOINT	7'
	1030176		14'
M-ACOL218PR	1030185	PRIMED FJ	7'
	1030183		10'
	1030184		14'
M-ACOL218	1030174	SOLID	RL
FM-ACOL218	1025452	FLEX	12'




MODEL #	SKU #	5/8 x 2-1/4	(L)
M-ACOL214FJ	1030168	FINGERJOINT	7'
	1030164		14'
M-ACOL214PR	1030173	PRIMED FJ	7'
	1030171		10'
	1030172		14'
MDF-ACOL214	1033093	MDF	7'
	1033092		10'
	1031837		16'
M-ACOL214	1030163	SOLID	7'
	1030162		10'
	1030161		RL
H-O214A	1028006	OAK	RL
H-KAACOL214	1029301	KNOTTY ALDER	RL
FM-ACOL214	1025448	FLEX	12'




MODEL #	SKU #	5/8 x 2-1/2	(L)
M-ACOL212FJ	1030148	FINGERJOINT	7'1"
	1030150		8'6"
	1030144		14'
M-ACOL212PR	1030160	PRIMED FJ	7'1"
	1030158		10'
	1030159		14'
M-ACOL212	1030143	SOLID	7'
	1030141		RL
FM-ACOL212	1025444	FLEX	12'




MODEL #	SKU #	5/8 x 3-1/2	(L)
M-COL312FJ	1030466	FINGERJOINT	7'6"
	1030463		17'
M-COL312PR	1030472	PRIMED FJ	7'6"
	1030473		8'6"
	1030471		17'
M-COL312	1030459	SOLID	7'
	1030458		RL
H-KACOL312	1029332	KNOTTY ALDER	RL
FM-COL312	1025509	FLEX	12'




MODEL #	SKU #	7/8 x 3-1/4	(L)
M-MC9EPR	1032039	PRIMED FJ	7'6"
	1032038		17'
M-MC9E	1032036	SOLID	RL



MODEL #	SKU #	5/8 x 2-1/2	(L)
M-C211FJ	1031545	FINGERJOINT	7'1"
	1031544		14'
M-C211	1030349	SOLID	RL
FM-C211	1028227	FLEX	12'




MODEL #	SKU #	1 1/16 x 3-1/2	(L)
M-LC11FJ	1031965	FINGERJOINT	6'8"
	1031960		17'
M-LC11PR	1031975	PRIMED FJ	7'6"
	1031971		10'
	1031974		17'
M-LC11	1031955	SOLID	RL
H-OLC11	1030677	OAK	RL
H-KALC11	1030599	KNOTTY ALDER	RL
FM-LC11	1026944	FLEX	12'




MODEL #	SKU #	1-1/16 x 3-1/2	(L)
M-C11FJ	1030337	FINGERJOINT	17'
M-C11	1030334	SOLID	RL

All lengths subject to availability. Flex-trim sold in cartons only. All solid moulding 6'-16' random lengths. RL—Random Lengths.


Window & Door | Casing




MODEL #	SKU #	5/8 x 2-1/2	(L)
M-C322FJ	1031644	FINGERJOINT	7'1"
	1031645		8'6"
M-C322PR	1031642	PRIMED FJ	14'
	1031649		7'
MDF-C322	1031648	MDF	10'
M-C322	1030536	MDF	7'1"
FM-C322	1031638	SOLID	RL
	1028239	FLEX	12'




MODEL #	SKU #	1-1/16 x 3-1/4	(L)
M-C22FJ	1031555	FINGERJOINT	17'



MODEL #	SKU #	9/16 x 3-1/2	(L)
M-C522FJ	1031691	FINGERJOINT	17'
M-C522	1031690	SOLID	RL
H-OC522	1030643	OAK	RL
H-KAC522	1029328	KNOTTY ALDER	RL




MODEL #	SKU #	5/8 x 2-1/4	(L)
M-HL214FJ-7	1042795	FJBAR	7'1"
M-HL214FJ	1042794		14'



MODEL #	SKU #	5/8 x 2-1/4	(L)
M-COVEFJ	1030485	FINGERJOINT	14'
M-COVEC	1030484	SOLID	7'
	1030481		RL




MODEL #	SKU #	5/8 x 3-1/2	(L)
M-C347FJ	1031657	FINGERJOINT	7'6"
	1031656		17'




MODEL #	SKU #	1-1/4 x 4	(L)
M-LA4CPR8	1031936	PRIMED FJ	17'




MODEL #	SKU #	1 x 4-1/4	(L)
M-LA414CPR	1031935	PRIMED FJ	17'



MODEL #	SKU #	1 x 3-1/2	(L)
M-RB3FJ	1032122	FINGERJOINT	17'



MODEL #	SKU #	5/8 x 2-1/4	(L)
M-STEP214	1032205	SOLID	RL




MODEL #	SKU #	3/4 x 3-1/4	(L)
M-LA314PR	1031933	PRIMED FJ	7'6"
	1031932		17'
M-LA314	1031924	SOLID	RL


All lengths subject to availability. Flex-trim sold in cartons only. All solid moulding 6'-16' random lengths. RL—Random Lengths.

⚠️WARNING: Drilling, sawing, sanding or machining wood products can expose you to wood dust, a substance known to the State of California to cause cancer. Avoid inhaling wood dust or use a dust mask or other safeguards for personal protection. For more information go to www.P65Warnings.ca.gov/wood


Window & Door | Casing



MODEL #	SKU #	5/8 x 3-3/8	(L)
MDF-FLR	1030547	MDF	7'



MODEL #	SKU #	9/16 x 3-1/4	(L)
M-FL312FJ	1033171	FINGERJOINT	17'
M-FL312PR	1033175	PRIMED FJ	7'6"
M-FL312	1033169	SOLID	RL
FM-FL312	1028283	FLEX	12'



MODEL #	SKU #	9/16 x 5-1/4	(L)
M-FL514FJ	1033177	FINGERJOINT	16'
M-FL514	1033176	SOLID	RL

Window & Door | Stop



MODEL #	SKU #	3/8 x 1-1/4	(L)
M-8540FJ	1030069	FINGERJOINT	7'
	1030070		8'2"
	1030067		14'
M-8540PR	1030081	PRIMED FJ	7'
	1030082		8'2"
	1030065		7'
M-8540	1030066	SOLID	8'2"
	1030064		RL

* Custom miter available *


** Fingerjoint & Primed FJ Eased 1 Edge **



MODEL #	SKU #	7/16 x 1-3/8	(L)
M-8541FJ	1030093	FINGERJOINT	7'
	1030094		8'2"
	1030090		14'
M-8541PR	1030103	PRIMED FJ	7'
	1030104		8'2"
	1030087		7'
M-8541	1030088	SOLID	8'
	1030086		10'
	1030085		RL
	H-08541		OAK
H-KA8541	1029299	KNOTTY ALDER	8'6"

* Custom miter available *

** Fingerjoint & Primed FJ Eased 1 Edge **



MODEL #	SKU #	3/8 x 1-3/8	(L)
M-8096FJ	1031290	FINGERJOINT	7'
M-8096PR	1031295	PRIMED FJ	7'
	1031283		7'
M-8096	1031281	SOLID	RL
	9/16 x 2-1/8		
M-GDSPR Garage Stop	1033191	PRIMED FJ	7'

* Custom miter available *

** Fingerjoint & Primed FJ Eased 1 Edge **

Window & Door | Premitered Stop



MODEL #	SKU #	7/16 x 1-3/8	(L)
M-8541FJM	1030095	FINGERJOINT	80-7/8"
	1030096		96-5/8"

* Eased 1 Edge (80 1/2) DBL MTR *



MODEL #	SKU #	3/8 x 1-1/8	(L)
M-8540PRM	1030084	PRIMED FJ	7'

* Eased 2 Edge (80 1/2) DBL MTR *






MODEL #	SKU #	3/8 x 1-1/4	(L)
M-8540FJM	1030072	FINGERJOINT	7'

* Eased 1 Edge (80 1/2) DBL MTR *

All lengths subject to availability. Flex-trim sold in cartons only. All solid moulding 6'-16' random lengths. RL-Random Lengths.

Window & Door | Brickmould



MODEL #	SKU #	1-1/16 x 2	(L)
M-8441FJ	1030043	FINGERJOINT	14'
M-8441PR	1030057	PRIMED FJ	7'
M-8441	1031362	SOLID	RL

MODEL #	SKU #	1-1/16 x 1-5/8	(L)
M-8441LEJ	1030049	FINGERJOINT	14'
M-8441LPR	1030052	PRIMED FJ	14'
M-8441L175	1030047	SOLID	RL

MODEL #	SKU #	1-1/4 x 2	(L)
M-8441180FJ	1031363	FINGERJOINT	14'
M-8441180PR	1031377	PRIMED FJ	7'1"
	1031379		9'
M-8441180PRM	1031381		7'
M-8441180FJP	1031369		17'
* Price per PR 84-1/4 1RH, 1LH PRS (Mitered) *			
M-8441W180	1030060	SOLID	7'1"
	1030059		RL
H-KA8441180	1029296	KNOTTY ALDER	8'6"
FM-WM180	1027512	FLEX	12'
H-MEWM180	1027964	MERANTI	10' (102")

MODEL #	SKU #	1-1/4 x 2	(L)
D-PF180BRICK102PRM	1052819	PRIMED COMPOSITE	102"
D-PF180BRICK102OAK	1052820	OAK COMPOSITE	102"

Window & Door | Stools



MODEL #	SKU #	1 1/16 x 5-1/4	(L)
M-STL512FJ	1032216	FINGERJOINT	16'
M-STL512PR	1033416	PRIMED FJ	8'
	1033415		16'
M-STL512	1032213	SOLID	RL

MODEL #	SKU #	1 1/16 x 6-1/4	(L)
M-STL612FJ	1033419	FINGERJOINT	16'
M-STL612PR	1033422	PRIMED FJ	16'
MDF-STL612	1031874	MDF	RL
M-STL612	1033418	SOLID	RL




MODEL #	SKU #	1 1/16 x 7-1/4	(L)
M-STL714FJ	1033427	FINGERJOINT	16'
M-STL714	1033425	SOLID	RL


MODEL #	SKU #	1 1/16 x 7-1/4	(L)
MDF-STL7140G	1031878	MDF	16'

All lengths subject to availability. Flex-trim sold in cartons only. All solid moulding 6'-16' random lengths. RL--Random Lengths.


Window & Door | Premitered Door Sets




M-30356214 / M-356214



M-30ACOL214PR / M-ACOL214214




M-30HW / HW218




M-30180PR / 180

PRIMED FJ		
M-30356214PR	1029913	CSG ST 356 FJPM D KIT
M-30ACOL214PR	1029920	CSG ST ACOL214 FJPM D KIT
M-30HWPR	1029926	CSG ST HW 218 FJPM D KIT
M-30180PR	1029908	BRICK ST 180 FJPM D
FINGER JOINT		
M-308541FJM-8	1043695	3/0 x 6/8 SET 7/16 x 1-3/8

Window & Door | Casing Blocks




MODEL #	SKU #	Wellington Rosette	Dimensions
S-ROS312WP	1038905	PINE	7/8 x 3-1/2 x 3-1/2
S-ROS512WP	1038907		7/8 x 5-1/2 x 5-1/2



MODEL #	SKU #	Plain Square E4E	Dimensions
S-ROS312PSP	1038899	PINE	7/8 x 3-1/2 x 3-1/2

All lengths subject to availability. Flex-trim sold in cartons only. All solid moulding 6'-16' random lengths. RL-Random Lengths.

Window & Door | T-Astragal



MODEL #	SKU #	1-1/4 x 1-3/8	(L)
M-T88	1033461	SOLID	8'
H-KAT48	1027903	KNOTTY ALDER	8'6"



MODEL #	SKU #	1-3/4 x 1-3/4	(L)
M-TEX	1033465	SOLID	8'6"
H-KATEX	1040122	KNOTTY ALDER	8'6"




MODEL #	SKU #	1-1/2 x 1-3/4	(L)
H-MET49	1027963	MERANTI	8'



MODEL #	SKU #	3-1/8 x 1-5/8	(L)
M-TP1380-8	1033497	SOLID	8'4"

Window & Door | Mull Cover



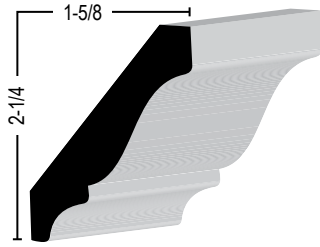
MODEL #	SKU #	1-1/16 x 1-5/8	(L)
H-MEEMC	1027959	MERANTI	102"



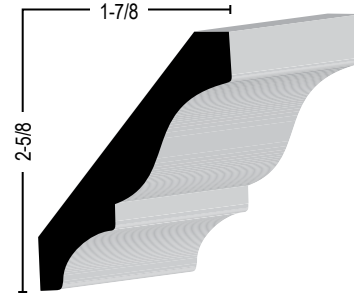
MODEL #	SKU #	3/8 x 1-5/16	(L)
H-MEIMC	1027960	MERANTI	8'

All lengths subject to availability. Flex-trim sold in cartons only. All solid moulding 6'-16' random lengths. RL-Random Lengths.

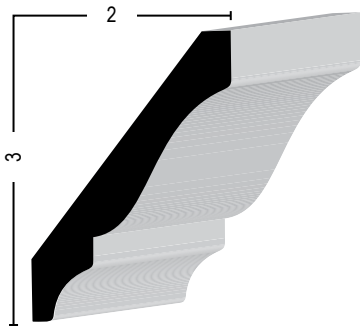
Ceiling | Crown



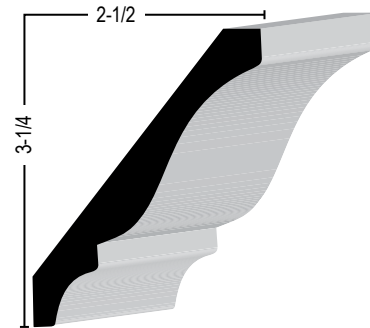
MODEL #	SKU #	9/16 x 2-3/4	(L)
M-8010FJ	1030010	FINGERJOINT	16'
M-8010PR	1030018	PRIMED FJ	8'
	1030016		12'
	1030017		16'
M-8010	1030005	SOLID	RL
H-08010	1030609	OAK	RL
H-KA8010	1029284	KNOTTY ALDER	RL



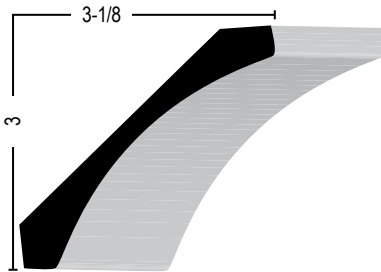
MODEL #	SKU#	9/16 x 3-1/4	(L)
M-8014PR	1030037	PRIMED FJ	16'
M-8014	1030034	SOLID	RL



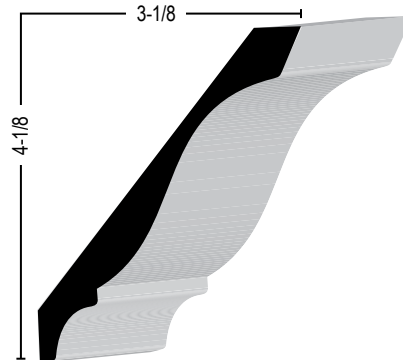
MODEL#	LWM49	9/16 x 3-5/8	(L)
M-8009FJ	1029996	FINGERJOINT	16'
M-8009PR	1030004	PRIMED FJ	8'
	1030002		12'
	1030003		16'
MDF-8009	1031822	MDF	16'
M-8009	1029992	SOLID	RL
H-08009	1030608	OAK	RL



MODEL#	SKU #	9/16 x 4-1/4	(L)
M-8012FJ	1030023	FINGERJOINT	16'
M-8012PR	1030033	PRIMED FJ	8'
	1030031		12'
	1030032		16'
MDF-8012	1031825	MDF	16'
M-8012	1040997	SOLID	16'
	1030019		RL
H-08012	1030610	OAK	RL
H-KA8012	1029285	KNOTTY ALDER	RL
FM-8012	1025394	FLEX	12'
FM-IR8012-72	1028381	FLEX - INNER RADIUS	16'
FM-IR8012-96	1028382	FLEX - INNER RADIUS	
FM-OR8012-96	1027279	FLEX - OUTER RADIUS	



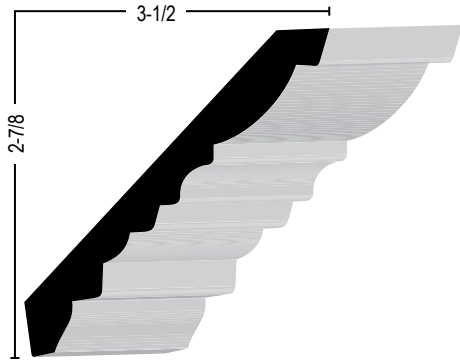
MODEL #	SKU #	11/16 x 4-1/4	(L)
MDF-LA5COLCR	1030551	MDF	16'



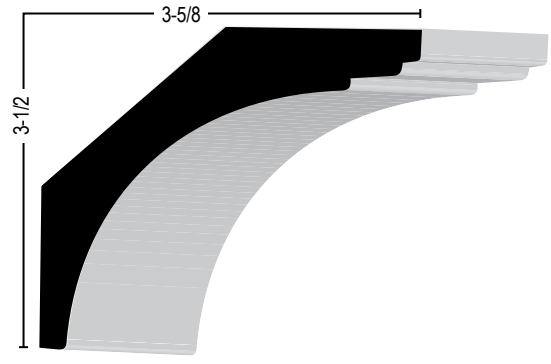
MODEL #	SKU #	9/16 x 5-1/4	(L)
M-WM55EJ	1032243	FINGERJOINT	16'
M-WM55PR	1032247	PRIMED FJ	16'
M-WM55	1032242	SOLID	RL

All lengths subject to availability. Flex-trim sold in cartons only. All solid moulding 6'-16' random lengths. RL—Random Lengths.

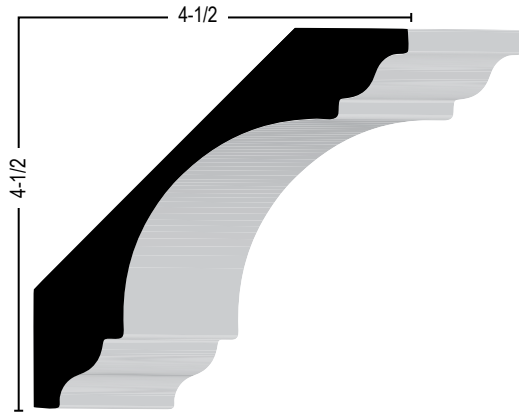
Ceiling | Crown



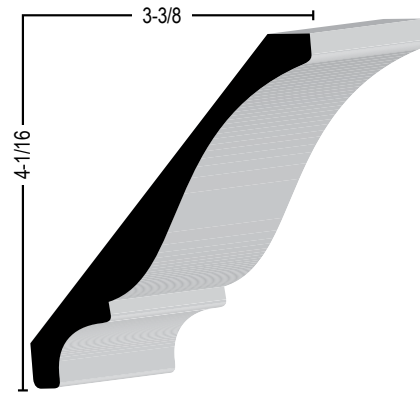
MODEL #	SKU #	9/16 x 4-9/16	(L)
M-CR22FJ	1030492	FINGERJOINT	16'
M-CR22PR	1030496	PRIMED FJ	16'
M-CR22	1030490	SOLID	RL
H-OCR22	1030653	OAK	RL
H-KACR22	1029335	KNOTTY ALDER	RL
FM-CR22	1025516	FLEX	
FM-IRCR22-72	1028385	FLEX - INNER RADIUS	12'
FM-ORCR22-96	1027282	FLEX - OUTER RADIUS	



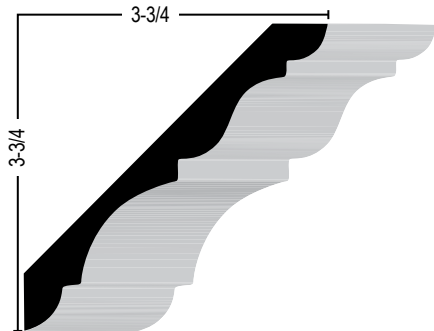
MODEL #	SKU #	1-7/16 x 5-1/4	(L)
M-SW50FJ	1033434	FINGERJOINT	16'
M-SW50	1033433	SOLID	RL
FM-SW50	1027397	FLEX	12'



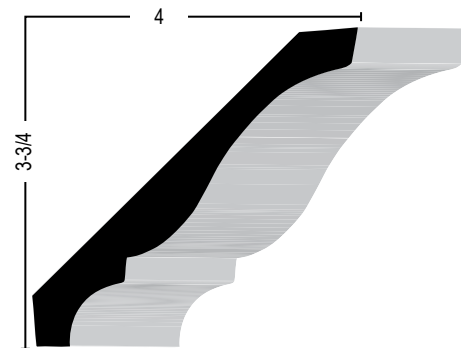
MODEL #	SKU #	1-3/32 x 6-5/16	(L)
MDF-BAC	1030528	MDF	16'



MODEL #	SKU #	5/8 x 5-1/4	(L)
MDF-514	1031815	MDF	16'



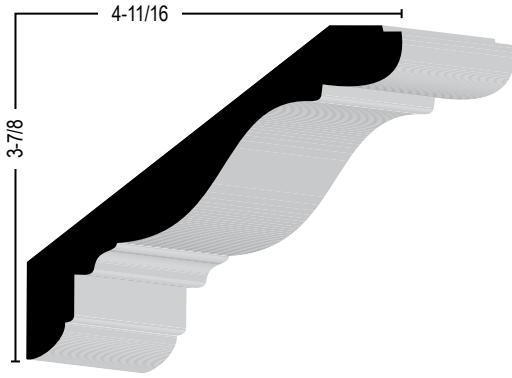
MODEL #	SKU #	5/8 x 5-1/4	(L)
MDF-LA514DRCR	1030550	MDF	16'



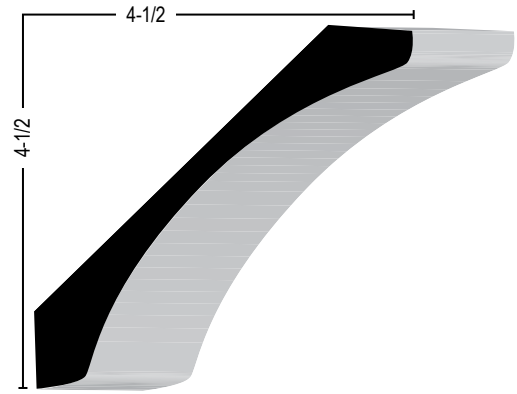
MODEL #	SKU #	11/16 x 5-5/8	(L)
M-SW58FJ	1033438	FINGERJOINT	16'
M-SW58	1033437	SOLID	RL

All lengths subject to availability. Flex-trim sold in cartons only. All solid moulding 6'-16' random lengths. RL—Random Lengths.

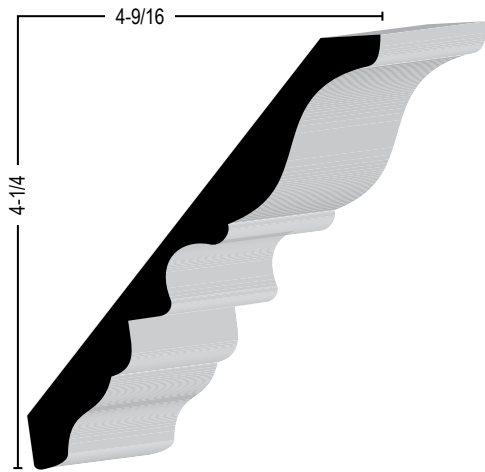
Ceiling | Crown



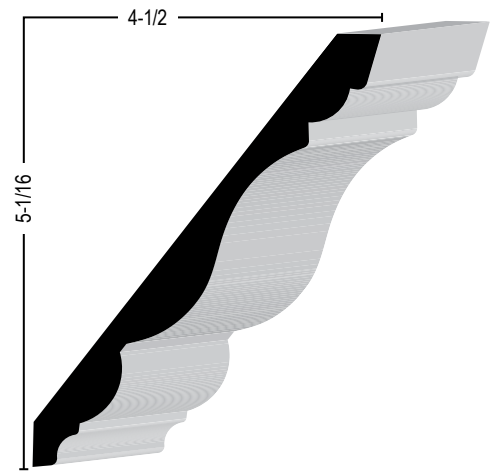
MODEL #	SKU #	1 x 6	(L)
MDF-WM310	1031901	MDF	16'



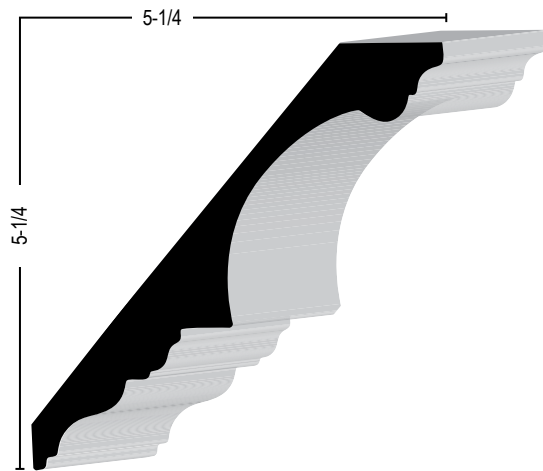
MODEL #	SKU #	1 1/16 x 7	(L)
MDF-SPUL	1031869	MDF	16'



MODEL #	SKU #	1 x 6-3/4	(L)
MDF-LA8COLCR	1030554	MDF	16'



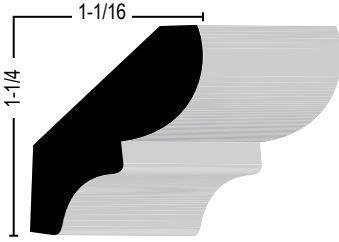
MODEL #	SKU #	1 1/16 x 7	(L)
M-48FJ	1029979	FINGERJOINT	16'
FM-M48	1028705	FLEX	12'



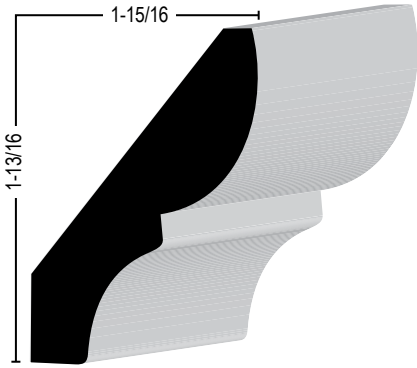
MODEL #	SKU #	1-1/4 x 7-1/4	(L)
MDF-LA714COLCR	1030552	MDF	16'

All lengths subject to availability. Flex-trim sold in cartons only. All solid moulding 6'-16' random lengths. RL-Random Lengths.

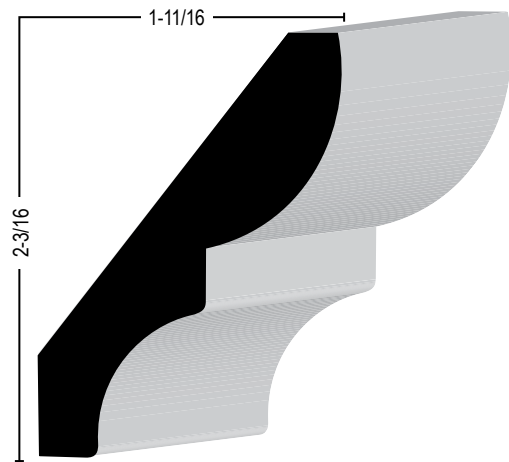
Ceiling | Bed



MODEL #	SKU #	9/16 x 1-3/4	(L)
M-8016FJ	1031228	FINGERJOINT	16'
M-8016PR	1031235	PRIMED FJ	16'
M-8016	1030041	SOLID	8'
	1030038		RL

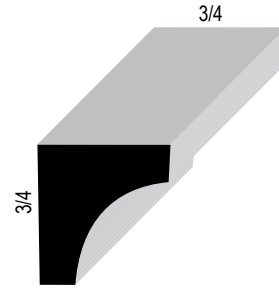


MODEL #	SKU #	9/16 x 2-1/4	(L)
M-8018	1031237	SOLID	RL

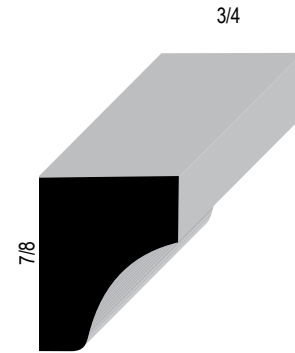


MODEL #	SKU #	9/16 x 2-3/4	(L)
M-8019	1031238	SOLID	RL

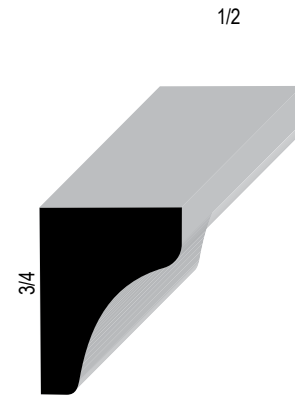
Ceiling | Cove



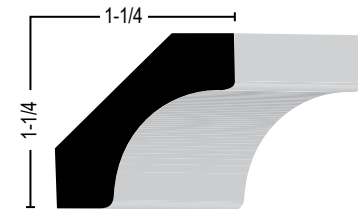
MODEL #	SKU #	3/4 x 3/4	(L)
M-8052	1031252	SOLID	8'
	1031249		RL
H-08052	1030613	OAK	RL
FM-8052	1025401	FLEX	12'
FM-8052PG	1025402		



MODEL #	SKU #	3/4 x 7/8	(L)
M-8060	1031254	SOLID	RL




MODEL #	SKU #	1/2 x 3/4	(L)
FM-8095	1025409	FLEX OAK GRAIN	12'




MODEL #	SKU #	9/16 x 1-3/4	(L)
M-8024	1031244	SOLID	8'
	1031242		RL

All lengths subject to availability. Flex-trim sold in cartons only. All solid moulding 6'-16' random lengths. RL-Random Lengths.


General | Panel Mould




MODEL #	SKU #	11/16 x 1-1/8	(L)
M-PM5FJ	1033400	FINGERJOINT	16'
M-PM5	1033398	SOLID	RL
H-OPM5	1030694	OAK	RL
H-KAPM5	1027880	KNOTTY ALDER	RL
FM-PM5	1027318	FLEX	12'



MODEL #	SKU #	3/4 x 1-1/4	(L)
M-KPANEL	1031883	SOLID	8'
	1031918		RL
H-OKMOULD	1030673	OAK	RL
FM-KPANEL	1026921	FLEX	12'



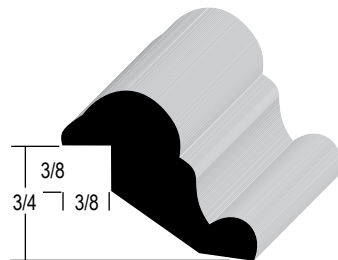
MODEL #	SKU #	13/16 x 1-5/16	(L)
M-PM1FJ	1033394	FINGERJOINT	16'
M-PM1	1033391	SOLID	RL
H-OPM1	1030691	OAK	RL
FM-PM1	1027314	FLEX	12'
FM-OKPM1	1027269	FLEX OAK GRAIN	




MODEL #	SKU #	13/16 x 1-5/16	(L)
M-PM7FJ	1033412	FINGERJOINT	16'
M-PM7	1033411	SOLID	8'
	1033409		RL
H-OPM7	1030696	OAK	RL



MODEL #	SKU #	5/8 x 1-1/2	(L)
M-FMOULDFJ	1033182	FINGERJOINT	16'
M-FMOULD	1033180	SOLID	RL
H-OFMOULD	1030668	OAK	RL
FM-FMOULD	1028298	FLEX	12'



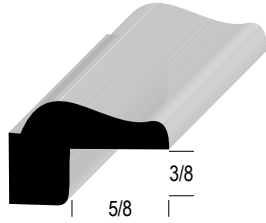
MODEL #	SKU #	3/4 x 1-3/4	(L)
M-PM2FJ	1033397	FINGERJOINT	16'
M-PM2	1033396	SOLID	RL



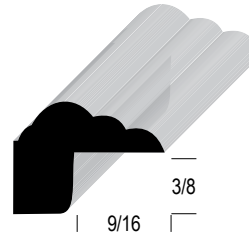
MODEL #	SKU #	3/4 x 2	(L)
M-PM6FJ	1033406	FINGERJOINT	16'
M-PM6	1033404	SOLID	8'
	1033402		RL
H-OPM6	1030695	OAK	RL
FM-PM6	1027319	FLEX	12'

All lengths subject to availability. Flex-trim sold in cartons only. All solid moulding 6'-16' random lengths. RL=Random Lengths.

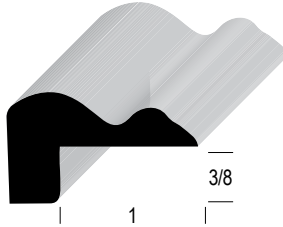
General | Lip Mould



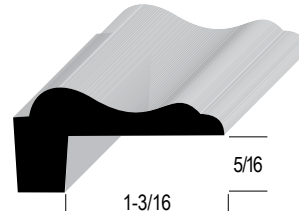
MODEL #	SKU #	11/16 x 1-1/16	(L)
M-LWP292	1032018	SOLID	RL



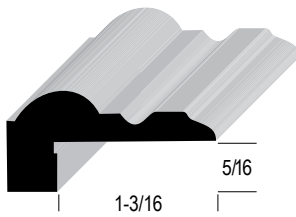
MODEL #	SKU #	3/4 x 1	(L)
M-DEC2	1031745	SOLID	8'
	1031743		RL



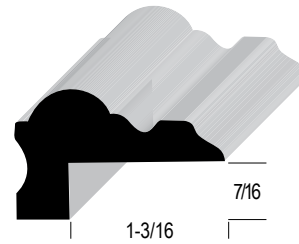
MODEL #	SKU #	13/16 x 1-3/8	(L)
M-DEC3	1031746	SOLID	RL



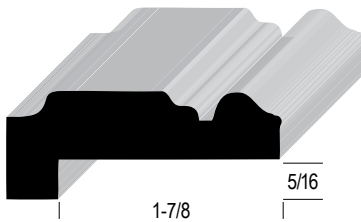
MODEL #	SKU #	13/16 x 1-5/8	(L)
M-DEC4	1031749	SOLID	8'
	1031747		RL
H-ODEC4	1030658	OAK	RL



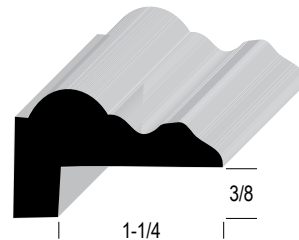
MODEL #	SKU #	13/16 x 1-5/8	(L)
M-DEC6FJ	1031752	FINGERJOINT	16'
M-DEC6	1031751	SOLID	RL
H-ODEC6	1030659	OAK	RL



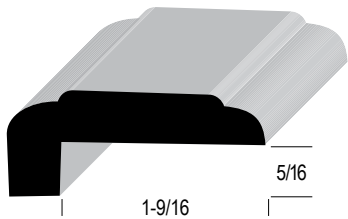
MODEL #	SKU #	1 x 1-5/8	(L)
M-DEC6FP	1031753	SOLID FINGER PULL	RL



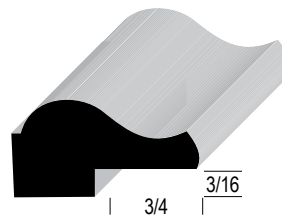
MODEL #	SKU #	7/8 x 2-1/8	(L)
M-CM20	1030418	SOLID	RL



MODEL #	SKU #	1 x 1-5/8	(L)
M-LMCFJ	1031981	FINGERJOINT	16'
M-LMC	1031978	SOLID	RL




MODEL #	SKU #	3/4 x 2	(L)
M-CM12FJ	1030415	FINGERJOINT	16'
M-CM12	1030413	SOLID	RL




MODEL #	SKU #	11/16 x 1-11/32	(L)
M-CM30	1030426	SOLID	8'

All lengths subject to availability. Flex-trim sold in cartons only. All solid moulding 6'-16' random lengths. RL—Random Lengths.


General | Caps & Chair Rail



MODEL #	SKU #	11/16 x 1-3/4	(L)
M-DM22FJ	1033129	FINGERJOINT	16'




MODEL #	SKU #	1-1/4 x 3-1/2	(L)
M-CR6FJ	1030502	FINGERJOINT	16'
M-CR6	1030500	SOLID	RL




MODEL #	SKU #	11/16 x 1-3/8	(L)
M-WP163	1032320	SOLID	RL




MODEL #	SKU #	13/16 x 2-1/8	(L)
M-SM34	1032192	SOLID	RL




MODEL #	SKU #	1-1/8 x 2-1/2	(L)
M-CR7FJ	1031703	FINGERJOINT	16'
M-CR7	1030507	SOLID	RL
H-OCR7	1030655	OAK	RL
FM-CR7	1025521	FLEX	12'
1-13/16 x 2-1/2			
H-KACR7	1029337	KNOTTY ALDER	RL
O-CR7	1033623	OAK	8'



MODEL #	SKU #	11/16 x 2-1/2	(L)
M-CR5FJ	1030499	FINGERJOINT	16'




MODEL #	SKU #	11/16 x 3	(L)
MDF-WM297	1031899	MDF	16'



MODEL #	SKU #	11/16 x 2-5/8	(L)
MDF-WM390	1031906	MDF	16'
M-WM390	1032224	SOLID	RL

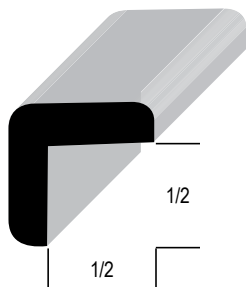
General | Batten



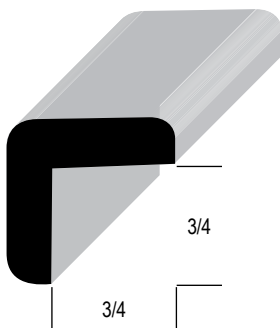
MODEL #	SKU #	9/16 x 2-1/4	(L)
M-8667	1030132	SOLID	RL

All lengths subject to availability. Flex-trim sold in cartons only. All solid moulding 6'-16' random lengths. RL—Random Lengths.

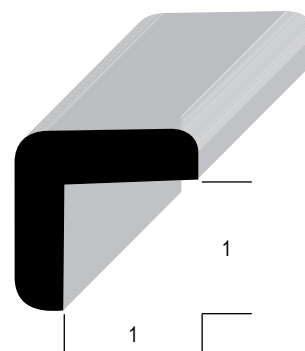
General | Inside & Outside Corners




MODEL #	SKU #	3/4 x 3/4	(L)
M-8200L.3	1031313	SOLID	8'
	1031312		RL




MODEL #	SKU #	1 x 1	(L)
M-8200L.1	1031310	SOLID	8'
	1031308		RL
H-08200	1030617	OAK	RL
FM-8200L.1	1025410	FLEX	10'



MODEL #	SKU #	1-1/4 x 1-1/4	(L)
M-8238	1031318	SOLID	8'
	1031317		RL




MODEL #	SKU #	3/4 x 3/4	(L)
M-ISC999	1033241	SOLID	8'




General | Picture Mould

MODEL #	SKU #	11/16 x 1-3/4	(L)
M-8263	1031323	SOLID	RL

General | Half Round




MODEL #	SKU #	3/4 x 1-5/8	(L)
M-8080	1031280	SOLID	RL



MODEL #	SKU #	1/2 x 1	(L)
M-8078	1031279	SOLID	RL

General | Full Round




MODEL #	SKU #	1-5/16	(L)
L-8912LVL	1029801	LAMINATED VENEER LUMBER	8'
	1029799		10'
	1041628		12'
	1041355		16'

All lengths subject to availability. Flex-trim sold in cartons only. All solid moulding 6'-16' random lengths. RL-Random Lengths.


General | Screen Mould



MODEL #	SKU #	3/8 x 3/4	(L)
M-8140	1031302	SOLID	8'
	1031300		RL




MODEL #	SKU #	1/4 x 3/4	(L)
M-8611	1030113	SOLID	RL




MODEL #	SKU #	1/4 x 3/4	(L)
M-8610	1030112	SOLID	8'
	1030111		RL
H-08610	1030623	OAK	RL
H-KA8610	1029300	KNOTTY ALDER	RL

General | Chamfer



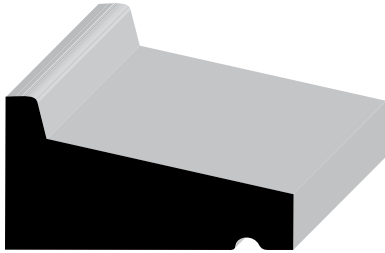
MODEL #	SKU #	3/4 x 3/4	(L)
M-WP995	1032332	Solid	8'
	1032329		RL

General | Nosing




MODEL #	SKU #	9/16 x 7/8	(L)
M-8132	1031299	SOLID	RL

General | Drip Cap



MODEL #	SKU #	1-1/16 x 2	(L)
M-8284	1031336	SOLID	RL

General | Glass Bead



MODEL #	SKU #	1/2 x 9/16	(L)
M-8570	1030109	SOLID	RL

General | Mantle Mould



MODEL #	SKU #	5/16 x 3/4	(L)
M-NMOULD	1033366	SOLID	RL




MODEL #	SKU #	1/2 x 1	(L)
M-MMOULD	1033274	SOLID	RL



MODEL #	SKU #	1-3/8 x 4-5/8	(L)
M-MMFJ	1033273	FINGERJOINT	16'

All lengths subject to availability. Flex-trim sold in cartons only. All solid moulding 6'-16' random lengths. RL=Random Lengths.

General | Nickel Gap Ship Lap



MODEL #	SKU #	5/8 x 5-3/8	(L)
L-SL16PR	1032800	PRIMED FJ	RL

MODEL #	SKU #	5/8 x 7-1/4	(L)
L-SL18PR	1032801	PRIMED FJ	RL



General | S4S Lattice



MODEL #	SKU #	1/4 x 1-1/8	(L)
M-8280	1031327	SOLID	8'
	1031326		RL



MODEL #	SKU #	1/4 x 1-3/8	(L)
M-8281	1031330	SOLID	8'
	1031328		RL



MODEL #	SKU #	1/4 x 1-5/8	(L)
M-8281.2	1031329	SOLID	RL



MODEL #	SKU #	1/4 x 1-3/4	(L)
M-8282	1031335	SOLID	8'
	1031333		RL



MODEL #	SKU #	3/8 x 2-1/4	(L)
M-8656	1030130	SOLID	RL

All lengths subject to availability. Flex-trim sold in cartons only. All solid moulding 6'-16' random lengths. RL—Random Lengths.

S4S Boards | Boards



MODEL #	SKU #	1/2 x 3/4	(L)
M-8432	1031361	SOLID	8'
PARTING STOP	1031360		RL



MODEL #	SKU #	1/2 x 2-1/2	(L)
M-S4S212	1032146	SOLID	RL



MODEL #	SKU #	11/16 x 1-3/4	(L)
M-8614FJ	1030121	FINGERJOINT	16'
M-8614PR	1030126	PRIMED FJ	8'
	1050198		16'
M-8614	1030120	SOLID	8'
	1030116		RL



S4S Boards | Finger Joint

MODEL #	SKU #	Size	(L)
1X2			
L-12FJ	1031042	11/16 x 1-1/2	16'
1X4			
L-14FJ	1031050	11/16 x 3-1/2	16'
	1031052		17'
1X6			
L-16FJ	1031058	11/16 x 5-1/2	16'
1X8			
L-18FJ	1031062	11/16 x 7-1/4	16'
1X12			
L-112FJ	1031032	11/16 x 11-1/4	16'

S4S Boards | Solid

MODEL #	SKU #	Size	(L)
1X3			
M-S4S212	1032146	1/2 x 2-1/2	RL
1X4			
L-C14-8	1031158	11/16 x 3-1/2	8'
L-C14-12	1031154		12'
L-C14-16	1031156		16'
1X6			
L-C16-8	1031164	11/16 x 5-1/2	8'
L-C16-12	1031161		12'
L-C16-16	1031163		16'
1X8			
L-C18-8	1031170	11/16 x 7-1/4	8'
L-C18-12	1031167		12'
L-C18-16	1031169		16'
1X12			
L-C112-8	1031151	11/16 x 11-1/4	8'
L-C112-12	1031148		12'
L-C112-16	1031150		16'



All lengths subject to availability. Flex-trim sold in cartons only. All solid moulding 6'-16' random lengths. RL=Random Lengths.

S4S Boards | Primed Finger Joint

MODEL #	SKU #	Size	(L)
1X2			
L-12PR	1031043	11/16 x 1-3/4	16'
M-8614PR-8	1030126		8'
M-8614PR	1050198		16'
1X4			
L-14PR-7	1031055	11/16 x 3-1/2	7'4"
L-14PR-102	1041461		102"
L-14PR	1031053		16'
L-14PR-17	1031054		17'
1X6			
L-16PR-8	1031060	11/16 x 5-1/2	8'
L-16PR	1031059		16'
1X8			
L-18PR-8	1031066	11/16 x 7-14	8'
L-18PR	1031064		16'
1X12			
L-112PR-8	1031036	11/16 x 11-1/4	8'
L-112PR	1031034		16'

S4S Boards | MDF - RAW

MODEL #	SKU #	Size	(L)
1X2			
MDF-12	1031772	11/16 x 1-1/2	16'
1X4			
MDF-14	1031780	11/16 x 3-1/2	17'
1X6			
MDF-16	1031786	11/16 x 5-1/2	16'
1X8			
MDF-18	1031793	11/16 x 7-14	16'
1X12			
MDF-112A	1031757	11/16 x 11-1/4	16'
1X16			
MDF-116	1031765	11/16 x 15-1/4	16'
1X24			
MDF-124-16	1031803	11/16 x 23-1/4	16'

S4S Boards | MDF - Primed

MODEL #	SKU #	Size	(L)
1X4			
MDF-148P-8	1031783	11/16 x 3-1/2	8'
MDF-14PR	1031785		17'
1X6			
MDF-168P-8	1031789	3/4 x 5-1/2	16'
1X12 - BULL NOSE			
MDF-112BN	1031762	3/4 x 11-1/4	16'

S4S Boards | Knotty Alder

MODEL #	SKU #	Size	(L)
1X2			
H-KA12	1029241	3/4 x 1-1/2	RL
1X4			
KA-14-8	1030956	3/4 x 3-1/2	8'
H-KA14	1029245		RL
1X6			
KA-16-8	1030957	3/4 x 5-1/2	8'
H-KA16	1029248		RL
H-KA16FJ	1029250		RL
1X8			
KA-18-8	1030958	3/4 x 7-14	8'
H-KA18	1029251		RL
H-KA18FJ	1029252		RL
1X12			
KA-112-8	1030955	3/4 x 11-1/4	8'
H-KA112	1029239		16'
H-KA112FJ	1029240		RL


S4S Boards | Oak

MODEL #	SKU #	Size	(L)
1X2			
H-O12	1027996	3/4 x 1-1/2	RL
1X4			
H-O14	1028000	3/4 x 3-1/2	RL
1X6			
H-O16	1028002	3/4 x 5-1/2	RL
1X8			
H-O18	1028003	3/4 x 7-14	RL
1X12			
H-O112	1027994	3/4 x 11-1/4	RL



All lengths subject to availability. Flex-trim sold in cartons only. All solid moulding 6'-16' random lengths. RL-Random Lengths.

Doors Openings | Jambs



Trim Guide



Back Bevel Eased edge

MODEL #	SKU #	DESCRIPTION	SIZE	LENGTH
SPECIES				
FINGERJOINT				
J-S458FJ-81	1029603	Trim Guide	11/16 x 4-5/8	81"
J-S458FJ-81.5	1029606			81-1/2"
J-S458FJ-97	1029609			97"
J-S458FJ-97.5	1040150			97-1/2"
J-S478FJ-81	1029649	Trim Guide	11/16 x 4-7/8	81"
J-S478FJ-81.5	1029650			81-1/2"
J-S478FJ-97	1029652			97"
J-S478FJ-97.5	1029653			97-1/2"
J-S658FJ-81	1029704	Trim Guide	11/16 x 6-5/8	81"
J-S658FJ-81.5	1029705			81-1/2"
J-S658FJ-97	1029706			97"
J-S658FJ-97.5	1029707			97-1/2"
J-S458FJBB-81	1029612	3° Back Bevel Eased Edge	11/16 x 4-5/8	81"
J-S458FJBB-81.5	1029613			81-1/2"
J-S458FJBB-97	1029614			97"
PRIMED FJ				
J-S458PR-81	1029623	Trim Guide	11/16 x 4-5/8	81"
J-S458PR-97	1029625			97"
J-S478PR-81	1029654			11/16 x 4-7/8
J-S658PR-81	1029708			81"
J-S658PR-97	1029709			97"
PREMITERED PRIMED FJ JAMBS - (SHRINK WRAPPED)				
J-L458PR	1029466	Trim Guide (1 piece)	11/16 x 4-5/8	81"
J-30458PR	1030890	Trim Guide (1 pair w/ 3-0 Header)		81"
VENEER				
J-S458V-81	1029632	Trim Guide	11/16 x 4-5/8	81"
J-S458V-81.5	1029633			81-1/2"
J-S458V-97	1029634			97"
J-S458V-97.5	1029635			97-1/2"
J-S658V-81.5	1029714	Trim Guide	11/16 x 6-5/8	81-1/2"
J-S658V-97	1029715			97"
J-S658V-97.5	1029716			97-1/2"
J-S458VBB-81	1029636	3° Back Bevel Eased Edge	11/16 x 4-5/8	81"
J-S458VBB-81.5	1029637			81-1/2"
VENEER JAMBS - (SHRINK WRAPPED)				
J-L458	1029464	Trim Guide (1 side only)	11/16 x 4-5/8	
KNOTTY ALDER				
H-KA458-81.5	1029266	Trim Guide	3/4 x 4-5/8	81-1/2"
H-KA458-97.5	1029269			97-1/2"
H-KA658-81.5	1040088	Trim Guide	3/4 x 6-5/8	81-1/2"
H-KA658-97.5	1029277			97-1/2"

Sweeps | Weather Stripping | Shims

04-5775-3534B	1038167	DR SWEEP 35-3/4 FIN TY		
XF-S68WS	1039596	Bronze	6/8 (81")	
XF-S97BRNWS	1039600	Bronze	8/0 (97")	
MC-SHIMS	1031730	WOOD SHIMS 36 PK		

All lengths subject to availability. Flex-trim sold in cartons only. All solid moulding 6'-16' random lengths. RL-Random Lengths.

Doors Openings | Frames




MODEL #	SKU #	SPECIES	HANDING	LENGTHS
FRAME SIZE				
1-1/4 X 4-5/8 FRAMES				
F-L458AKLH	1024532	SOLID	LH	* 82-34"
F-L458AKRH	1024535	SOLID	RH	* 82-34"
F-L458FJKLH	1024592	PRIMED FJ	LH	* 82-34"
F-L458FJKRH	1024600	PRIMED FJ	RH	* 82-34"
F-L458FJKWSLH	1024623	PRIMED FJ	LH w/weatherstrip	* 82-34"
F-L458FJKWSRH	1024624	PRIMED FJ	RH w/weatherstrip	* 82-3/4"
H-KA458K	1029270	KNOTTY ALDER	—	** 86"
F-L45880AKLH	1025979	SOLID	LH	* 100"
F-L45880AKRH	1025980	SOLID	RH	* 100"
F-L45880FJKLH	1026004	PRIMED FJ	LH	* 100"
F-L45880FJKRH	1026007	PRIMED FJ	RH	* 100"
H-KA4588K	1029267	KNOTTY ALDER	—	** 102"
F-CL458192FJK	1025687	PRIMED FJ	—	* 16'
1-1/4 X 6-5/8 FRAMES				
F-L658FJKLH	1026478	PRIMED FJ	LH	* 82-34"
F-L658FJKRH	1026481	PRIMED FJ	RH	* 82-34"
H-KA658K	1029278	KNOTTY ALDER	—	* 86"
F-L65880AKLH	1026376	SOLID	LH	* 100"
F-L65880AKRH	1026377	SOLID	RH	* 100"
F-L65880FJKLH	1026402	PRIMED FJ	LH	* 100"
F-L65880FJKRH	1026407	PRIMED FJ	RH	* 100"
H-KA6588K	1029275	KNOTTY ALDER	—	** 102"
F-CL658192FJK	1025700	PRIMED FJ	—	* 16'
1-1/4 X 6-9/16 FRAMES				
F-M80658K	1025405	MERANTI	—	** 100"
PRIMED FJ FRAMES PRE-PACKAGED				
F-30458FJWS	1022907	PRIMED FJ	RH/LH w/header	* 82-3/4"
F-L458FJWS	1024642	PRIMED FJ	1pc weatherstripped	* 82-3/4"
All stock frames have head dados, no sill dados, All stock frames have square cut on bottom				
All Knotty Alder frames have square cut both ends, not dado				
* Kerf w/head dado ** Kerf only				

Doors Openings | Composite Frames



MODEL #	SKU #	SPECIES	DESCRIPTION	HANDING	LENGTHS
FRAME SIZE					
1-1/4 X 4-5/8 COMPOSITE FRAMES					
D-PF45868LH82PRM	1052801	PRIMED COMPOSITE	Kerfed Frame With Head Dado 82" OA / 5 Degree	LH	* 82"
D-PF45868RH82PRM	1052802	PRIMED COMPOSITE	Kerfed Frame With Head Dado 82" OA / 5 Degree	RH	* 82"
D-PF45868LH82OAK	1052811	OAK COMPOSITE	Kerfed Frame With Head Dado 82" OA / 5 Degree	LH	* 82"
D-FP45868RH82OAK	1052812	OAK COMPOSITE	Kerfed Frame With Head Dado 82" OA / 5 Degree	RH	* 82"
D-PF45880LH98PRM	1052805	PRIMED COMPOSITE	Kerfed Frame With Head Dado 98" OA / 5 Degree	LH	* 98"
D-PF45880RH98PRM	1052806	PRIMED COMPOSITE	Kerfed Frame With Head Dado 98" OA / 5 Degree	RH	* 98"
D-PF45880LH98OAK	1052815	OAK COMPOSITE	Kerfed Frame With Head Dado 98" OA / 5 Degree	LH	* 98"
D-PF45880RH98OAK	1052816	OAK COMPOSITE	Kerfed Frame With Head Dado 98" OA / 5 Degree	RH	* 98"
1-1/4 X 6-5/8 COMPOSITE FRAMES					
D-PF65868LH82PRM	1052803	PRIMED COMPOSITE	Kerfed Frame With Head Dado 82" OA / 5 Degree	LH	* 82"
D-PF65868RH82PRM	1052804	PRIMED COMPOSITE	Kerfed Frame With Head Dado 82" OA / 5 Degree	RH	* 82"
D-PF65868LH82OAK	1052811	OAK COMPOSITE	Kerfed Frame With Head Dado 82" OA / 5 Degree	LH	* 82"
D-PF65868RH82OAK	1052812	OAK COMPOSITE	Kerfed Frame With Head Dado 82" OA / 5 Degree	RH	* 82"
D-PF68880LH98PRM	1052813	PRIMED COMPOSITE	Kerfed Frame With Head Dado 98" OA / 5 Degree	LH	* 98"
D-PF68880RH98PRM	1052814	PRIMED COMPOSITE	Kerfed Frame With Head Dado 98" OA / 5 Degree	RH	* 98"
D-PF65880LH98OAK	1052817	OAK COMPOSITE	Kerfed Frame With Head Dado 98" OA / 5 Degree	LH	* 98"
D-FP65880RH98OAK	1052818	OAK COMPOSITE	Kerfed Frame With Head Dado 98" OA / 5 Degree	RH	* 98"
All stock frames have head dados, no sill dados, All stock frames have square cut on bottom					
* Kerf w/head dado					



Composite Brick Mould Set

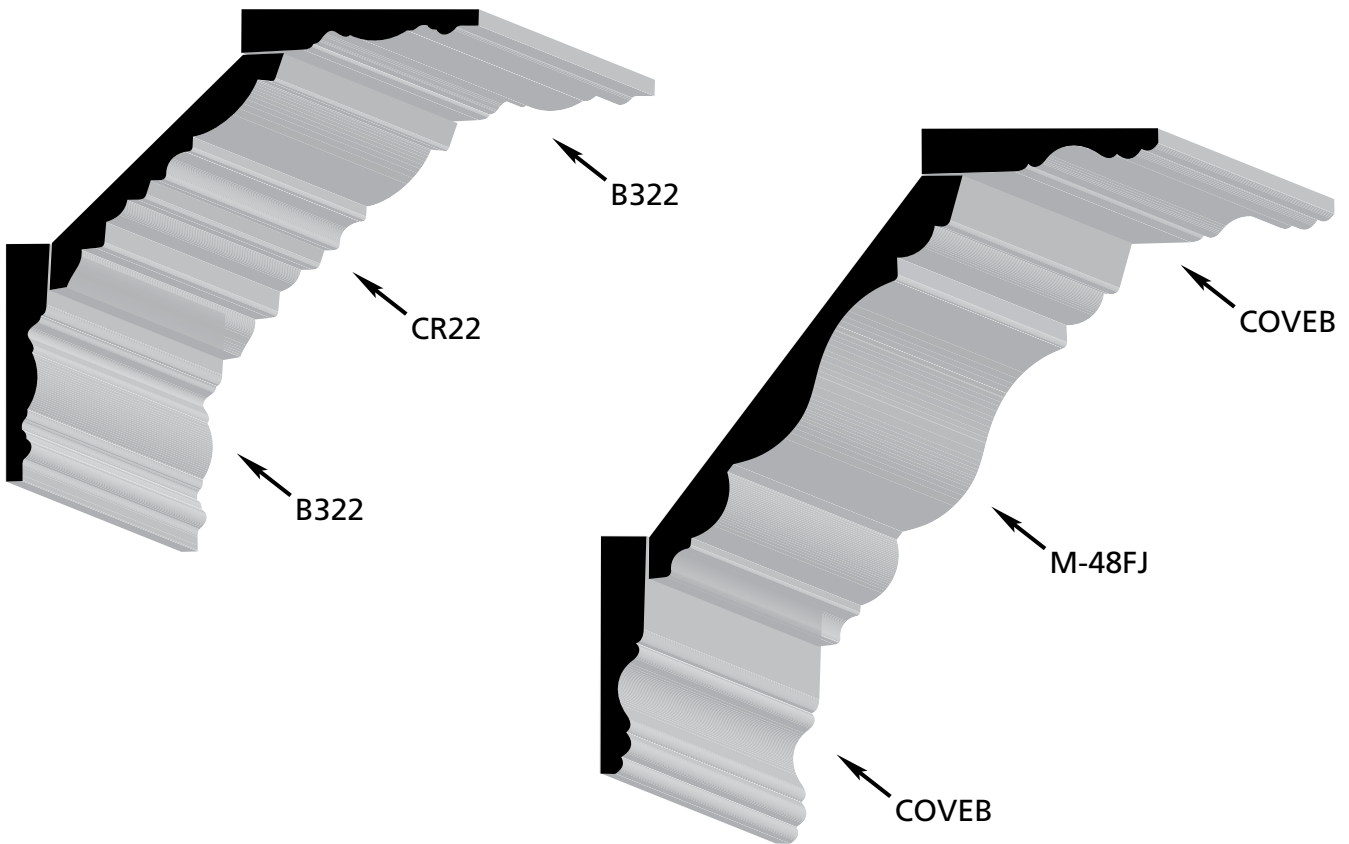
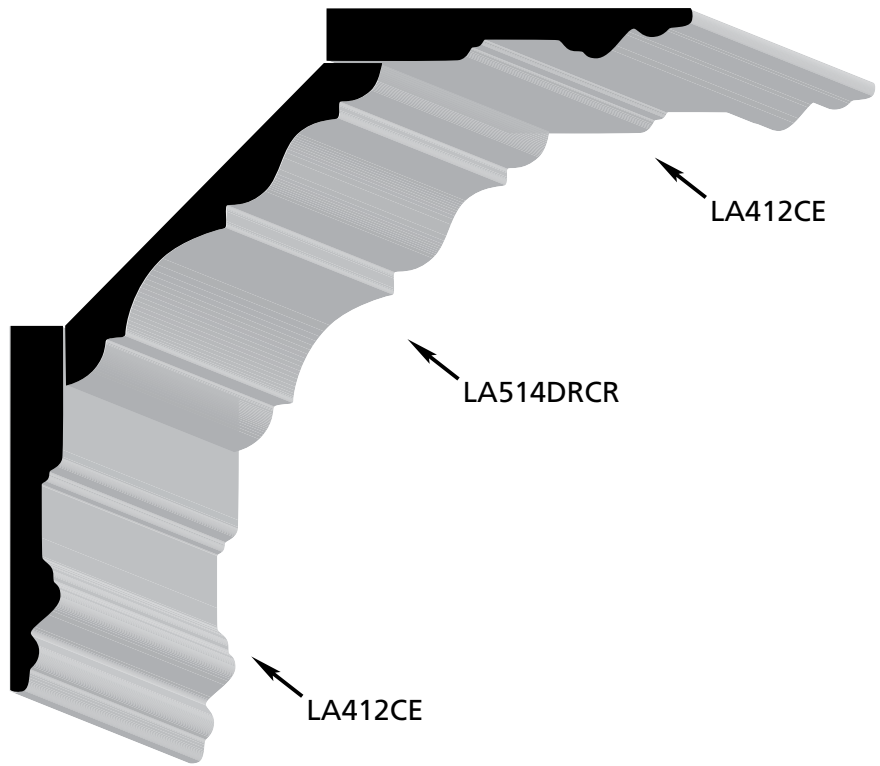
MODEL #	SKU #	1-1/4 x 2	(L)
D-PF180BRICK102PRM	1052819	PRIMED COMPOSITE	102"
D-PF180BRICK102OAK	1052820	OAK COMPOSITE	102"

All lengths subject to availability. Flex-trim sold in cartons only. All solid moulding 6'-16' random lengths. RL-Random Lengths.

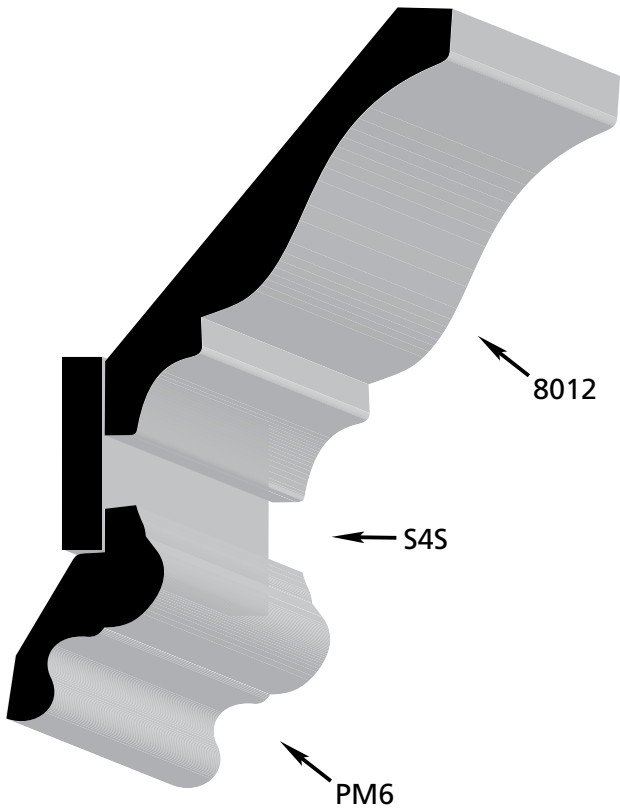
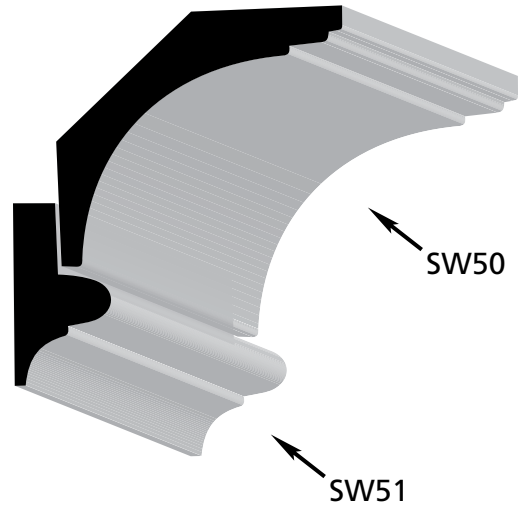
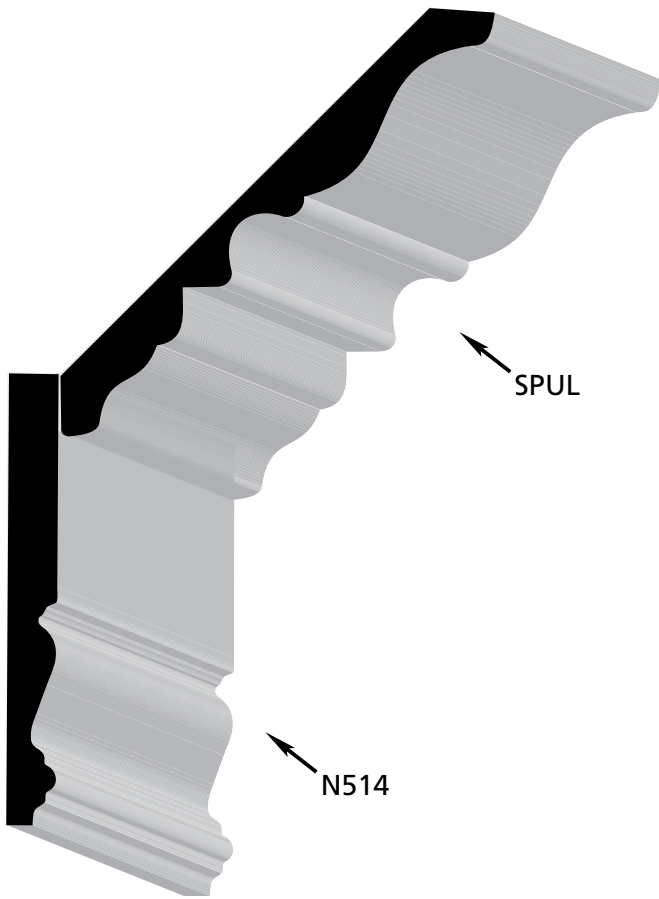
LET YOUR IMAGINATION BE YOUR ONLY LIMITATION

Build-ups—combining two or more mouldings together to create a unique look customized to suit your own décor needs and desires.

Ceiling build-ups usually consist of at least one crown or bed mould and are typically combined with a variety of other mouldings including casings, bases and panel moulds.




Build-Ups | Combine & Design




LET YOUR IMAGINATION BE YOUR ONLY LIMITATION

Build-ups—combining two or more mouldings together to create a unique look customized to suit your own décor needs and desires.


Casing build-ups usually consist of a variety of casing styles, including S4S typically combined with a nosing (BB1), panel mould or quarter round.



↑ BB1 ↑ C196



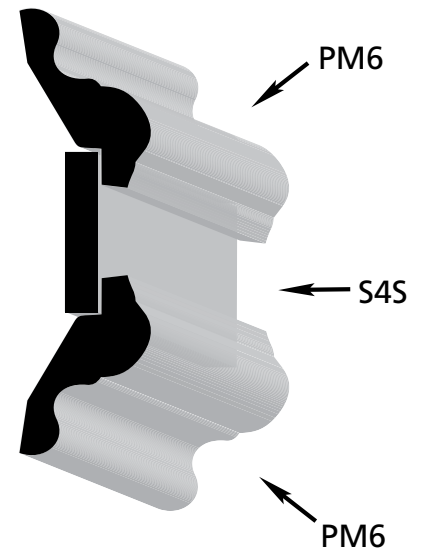
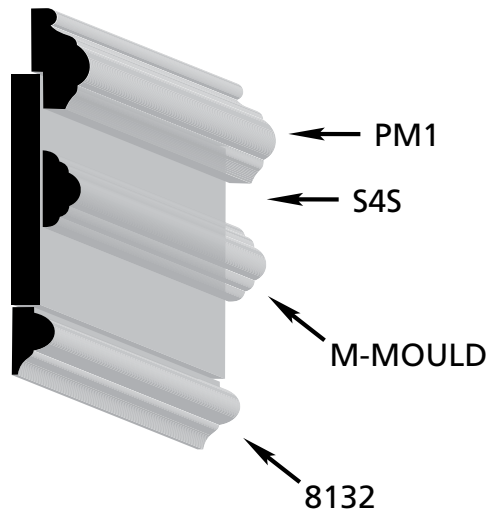
↑ BB1 ↑ C11



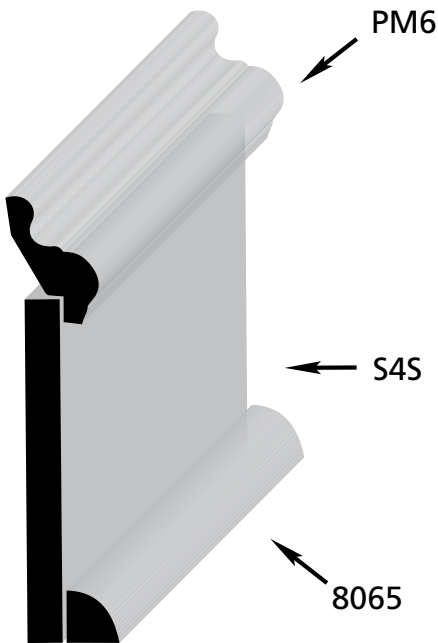
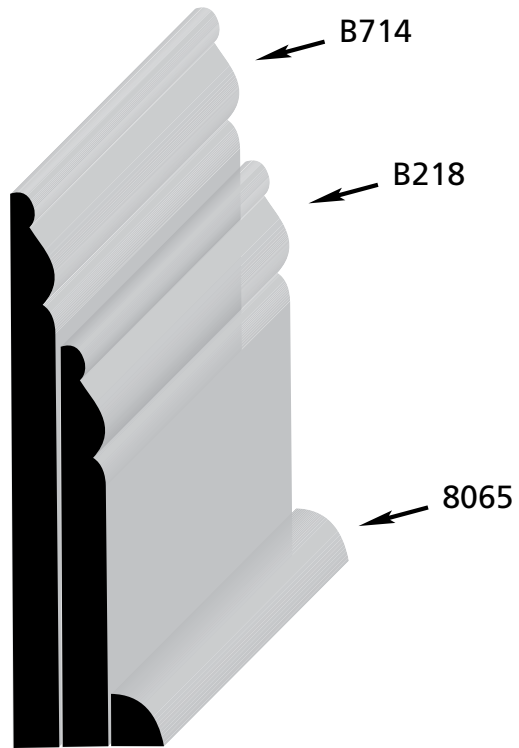
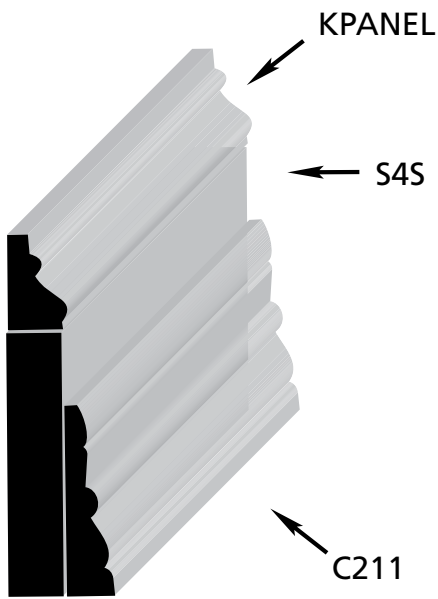
↑ BB1 ↑ C22



↑ BB1 ↑ S4S



Wall build-ups usually consist of a variety of panel moulds, S4S, chair rails, casings and cap mouldings.



General Requirements

GRADE: Wood mouldings are available in two grades. "N Grade" is intended for natural or clear finishes and the exposed face must be of one single piece. "P Grade" is intended for opaque paint finishes or overlays and can be finger jointed and or "edge glued".

These grades may have a few minor characteristics such as light checks, small pitch pockets, light torn grain, occasional medium stain or a small amount of medium pitch. A serious combination of these is not admissible in any one piece. The number and extent of characteristics permitted varies as the area of the piece increases or diminishes.

N-GRADE (suitable for natural, stain, paint or enamel finish). On the basis of net 2" face - 12' long this grade will admit the following characteristics or their equivalent.

- A.** A small spot of torn grain, one foot of medium pitch, light skip in dressing on back, or
- B.** One small and one very small pitch pocket, or
- C.** One short tight season check and a light snipe at one end, or
- D.** Medium stain in occasional (10%) pieces for one third the area in on otherwise perfect piece.

Characteristics that will not show when piece is laid shall not be given the same consideration as characteristics elsewhere.

P-GRADE (paint or overlay grade) The same quality as N-Grade except stain is no defect. Glue joints (laminated or finger joints) must be precision machined and assembled with tight joints. Patching, filling or plugging is permitted providing a paintable surface results.

It is recommended that when installing Finger Joint mouldings that the mouldings be acclimated for 72 hours at the installation site before installing them.

GENERAL REQUIREMENTS - MDF/FINGER JOINT MOULDING

GRADE: MDF mouldinga are intended for opaque paint finishes or overlays. MDF moulding and millwork will be manufactured from panel boards of varying densities. Thickness and width tolerance + or - 1/32 per WMPMA grade rules. Trimbacks - not more than 10% permitted in any one item.

WMPMA recommends that all MDF mouldings be purchased paint primed. Raw MDF has a tendency to absorb water vapor from the surrounding air and this could cause fiber pop. This will be the customer's liability if they choose raw material.

It is recommended that when installing MDF mouldings that the mouldings be acclimated for 72 hours at the installation site before installing them.

Finger-Jointed Moulding from our quality suppliers is precision milled using advanced technology in a wide selection of profiles. The advanced manufacturing methods and the woods superior moulding characteristics result in long lengths and very few defects.

- All products should be inspected for manufacturing defects prior to painting or installing.
- Please store horizontally and off the floor, and let acclimate 72 hours prior to installation.
- Install with 15-18ga pin nails with proper air pressure to counter sink fastener 1/16".
- Use light weight spackle and paintable latex caulk when filling and sand with 80-120 grit paper.
- Finish with a good quality latex paint applied following the manufacturer's specifications.

MDF from our quality suppliers is light-weight and manufactured using eco-friendly standards. The superior workability of our MDF mouldings offers an ease of cutting , mitering and finishing, making it excellent for any size job. The combination of light-weight substrate, consistent easy to paint surface and long lengths result in superior workmanship and a streamlined final finishing process.

- All products should be inspected for manufacturing defects prior to painting or installing.
- Please store horizontally and off the floor and let acclimate 72 hours prior to installation.
- Install with 15-18ga pin nails with air pressure set 90-110psi to counter sink fastener 1/16".
- Use light weight spackle and paintable latex caulk when filling and sand with 80 grit paper.
- Finish with a good quality latex paint applied following the manufacturer's specifications.

Moulding Finishing Guidelines

Disclaimer: All products should be inspected for manufacturing defects prior to installation or painting/staining.

Note: Not following guidelines will not be covered under NOVO Building Products return policy.

1. It is recommended to let the mouldings acclimate for 72 hours at the installation site before installing them.
2. Before applying first finishing coat, inspect all mouldings and remove all marks & scuffs from handling, and other blemishes by sanding all surfaces. Recommended Grit: #320 grit sandpaper for unfinished mouldings and #400 grit sandpaper for primed mouldings. Always sand in the direction of the grain.
3. After sanding is complete, clean the mouldings with a clean tack cloth to remove dust and foreign debris. Avoid use of caustic or abrasive materials to clean mouldings. Do not use steel wool on bare wood. Do not finish during or after high-moisture periods.

UNFINISHED MOULDINGS – STAINING OR CLEAR FINISHING:

After sand and fill for smooth surfaces is finished, your moulding is ready for a protective sealer application (if staining or clear-coating); or primer application (if painting). To ensure uniform moisture exposure and dimensional control, all surfaces of moulding must be sanded, treated and finished equally.

Note: Various species of woods react differently to staining. It is recommended to test the stain to ensure a satisfactory finish result. Follow stain manufacturer's recommendations.

A wood conditioner / sanding sealer should be applied prior to staining to promote a uniform appearance and avoid sharp color contrasts or a blotchy appearance. A sealer allows for even stain application, it also reduces grain contrast and the depth of stain penetration. As with all finishes, test prior to full application. Follow wood conditioner/sanding sealer manufacturer's recommendations.

Once sanding sealer has fully dried per manufacturer's recommendations, finish the moulding with good quality oil-based or very low water-based polyurethane stain. **Note:** If a pre-stain sealer was not used, water-based finishes increase the potential of splits, highlighted joints, grain raise and volume. **Natural grain and color variations are normal and not considered manufacturing defects.**

UNFINISHED OR PRIMED MOULDINGS – PAINTING:

- **To Paint Unfinished Mouldings:** Seal the moulding with an oil-based or very low water-based quality primer and allow to fully dry. Once dry, sand the surface using #400 grit sandpaper. Next, apply two top coats using a high-quality finish. Allow first coat to fully dry before applying second coat. Avoid excessive application; multiple thin coats followed by sanding in between coats provide best results. Always follow paint manufacturer's recommendations for product you choose.
- **To Paint Primed Mouldings:** Sand mouldings with #400 grit sandpaper. Sand all surfaces. Next, apply two top coats using a high-quality finish. Allow first coat to fully dry before applying second coat. Avoid excessive application; multiple thin coats provide best results. Always follow paint manufacturer's recommendations for product you choose.

Moulding Index

MODEL #	PG.
48	28
514	27
8009	26
8010	26
8012	26
8014	26
8016	29
8018	29
8019	29
8024	29
8052	29
8057	18
8060	29
8063	18
8065	18
8078	33
8080	33
8095	29
8096	22
8132	34
8140	34
8200	33
8200L.1	33
8200L.3	33
8238	33
8263	33
8280	35
8281	35
8281.2	35
8282	35
8284	34
8422	18
8422SP	18
8432	36
8441	23
8441180	23
8540	22
8541	22
8570	34
8610	34
8611	34
8614	36
8656	35
8667	32
356214	19
444314	13
04-5775-3534B	38
8441L	23
8441L175	23
8441W180	23
8912LVL	33

MODEL #	PG.
ACOL2	20
ACOL212	20
ACOL214	20
ACOL218	20
ACOL314	13
ACOL514	14
B11	15
B1314	16
B1514	16
B211	15
B218	14
B22	17
B3	14
B312CM	14
B314	14
B322	16
B395	16
B514	14
B514 (B218)	14
B514CM	14
B514KF	15
B522	16
B612AMW	17
B695	16
B714	14
B714CM	14
B714KF	15
BAB514	17
BAC	27
BB1	19
BCOL314	16
BCOL514	16
C11	20
C195	19
C196	19
C211	20
C212CM	19
C22	21
C295	19
C312KF	19
C314CM	19
C322	21
C347	21
C522	21
CM12	31
CM20	31
CM30	31
COL312	20
COVEB	13
COVEB514	13
COVEC	21
CR22	27
CR5	32

MODEL #	PG.
CR6	32
CR7	32
DEC2	31
DEC3	31
DEC4	31
DEC6	31
DM22	32
D-PF180BRICK102	23, 29
DT8422 (127 SHOE)	18
E212	19
E214	19
E312	13
E514	13
MEEMC	25
FL312	22
FL514	22
FLR	22
FMOULD	30
GDS	22
HL214	21
HL314	16
HL414	17
HW218	19
MEIMC	25
ISC999	33
K314	13
KMOULD	30
KPANEL	30
LA314	21
LA412CE	17
LA414C	21
LA4C	21
LA514DRCR	27
LA5COLCR	26
LA714COLCR	28
LA834B	17
LA8COLCR	28
LB11	15
LB11-514	15
LC11	20
LMC	31
LWP292	31
MC9E	20
MC-SHIMS	38
MET49	25
MM	34
MMOULD	34
N314	13
N514	14
NMOULD	34
PM1	30
PM2	30
PM5	30

MODEL #	PG.
PM6	30
PM7	30
RB3	21
ROS312PSP	24
ROS312WP	24
ROS512WP	24
SAN214	19
SAN3	13
SAN314	13
SL16	35
SL18	35
SM34	32
SPUL	28
STEP214	21
STEP3	13
STL512	23
STL612	23
STL714	23
STL7140G	23
SW50	27
SW58	27
SWB514	14
SWC312	19
T48	25
T88	25
TEX	25
TP1380	25
WM180	23
WM297	32
WM310	28
WM390	32
WM55	26
WM618	15
WM620	15
WM623	15
WOODARD418	17
WOODARD518	17
WP163	32
WP995	34
XF-S68WS	38
XF-S97BRNWS	38

PREMITERED DOOR CASING SETS	24
-----------------------------	----

BOARDS	36-37
--------	-------

JAMBS	38
-------	----


DOOR OPENINGS/ FRAMES	39
-----------------------	----

BUILD UPS	40-43
-----------	-------




Mouldings

- Primed FJ Mouldings and Raw FJ Mouldings
- Hardwood Mouldings
- MDF Mouldings
- Flexible Mouldings
- Truckload/Container Dropship Available



Boards

- Softwood Boards
- Hardwood Boards
- S4S & Eased Edged
- Unfinished, Primed



Stair Parts

- Wood & Iron Balusters & Newels
- Post to Post Components
- Over the Post Components
- Stock, Special Order, Custom

Cable Systems/Panel Systems

- Marine Grade 316 Stainless Steel
- Swageless Cable Fittings
- Newels Presized & Predrilled
- Preassembled Panels
- Options for Open Tread, Kneewall & Level Run
- Five rake and 7 level panel widths



Decorative Millwork


- Decorative Wood Mouldings
- Mantels, Wood Beams
- Decorative Risers
- Stained Boards

ORNAMENTAL

DECORATIVE MILLWORK
A NOVO Building Products Company

Columns

- Poly Round Tapered Smooth
- Poly Round Tapered Fluted
- Poly Classic Square
- Porch Post
- Tuscan Caps & Bases
- Accessories



- Exterior Steel and Fiberglass Entry Doors
- Interior Molded Skin Doors
- Interior Stile & Rail Doors - Knotty Pine, Knotty Alder, Fir
- Interior Shaker Doors
- 1-Lite and Divided Lite Doors
- Major manufacturers including:





NOVOBP.COM

Explore our comprehensive collections of mouldings, stair parts, boards, and exterior millwork as well as find inspiration for every room in the home.



Dallas Distribution Center

9209 Old Hickory TR.
Suite 180
Dallas, TX 75237

P: 800-442-3062 | F: 214-905-1233

© 2024 NOVOBP, Dallas (Rev. 02/24)

NOVO reserves the right to make changes to the products listed in this catalog without notice and without responsibility for existing units. Drawings may not be to exact scale.

For more information
scan to visit
NOVOBP.COM

